

Editorial Board

Editor in Chief:

Prof. Dr. Said I. Shalaby , MD, Ph.D.

-Professor of Tropical Medicine & Infectious Hepato-Gastroenterology, Institute of Medical Research & Clinical Trials and Medical Center of Excellence ,National Research Centre(NRC), Egypt
 -Former Deputy President of Academy of Scientific Research &Technology, Cairo, Egypt
 -Former Chairman of Complementary Medicine Department, NRC, Egypt
 -Former Editor -in -Chief of Bulletin NRC Springer Open
 -WHO/FAO expert of Food born Parasites
 -Convener of ARSO/ TC 03, Fish, fisheries and aquaculture WG 2: Sampling, laboratory analysis, testing, inspection and market compliance
 -Overseas Advisor of the Academic Council of International Consortium of Contemporary Biologists, India
 -Head of National Committee of Egyptian Standards for Medical Instruments as well as Head of National Committee for Fish &Fishery Products
 -Head of Safety & Occupational Health Committee , NRC
 e-mail : saidshalaby7@gmail.com
 Cell Phone :+2 01223872074
 YouTube Chanel : <https://www.youtube.com/user/DrSaidShalaby/playlists>

Editor:

Dr. Mohammed Gulam Ahamad, PhD
 Professor, Dept. of Computer Engineering,
 College of Computer Engineering & Sciences
 Prince Sattam Bin Abdulaziz University
 Alkharj, Saudi Arabia
ijetrm@gmail.com , articles@ijetrm.com

Mohammad Reza Kazemi, PhD
 Professor, Dept. of Mathematical Statistics,
 College of Mathematical Sciences
 Fasa University, Fasa, Iran

Prof. A Dash, PhD
 Professor, Department of Engineering & Management
 Member of IEEE & British Science Association
 Institute of Technology and Research, India
adash.research@gmail.com
adash@ieee.org

Seetha P. B. Ranathunga, PhD
 Department of Economics,
 Professor of Social Sciences University of Kelaniya,
 Kelaniya, 11600, Sri Lanka
seetha@kln.ac.lk

Associate Editor:

Milad Bahamirian, PhD
 Professor, University of Applied Science and Technology
 Iran
m.bahamirian@merc.ac.ir

Morteza Jafarpour, PhD
 Professor, Vali-e-Asr University of Rafsanjan

<https://ijetrm.com/editorial-board/>

IMPACT FACTOR: 2024



Paper Submission

All Submissions through email only at
ijetrm@gmail.com

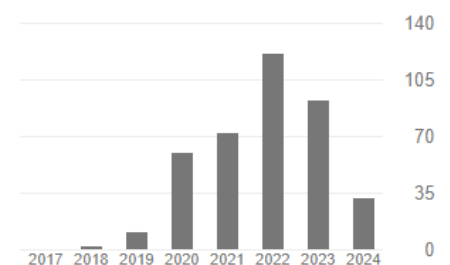
Call Us/WhatsApp:
 09407344596

DOWNLOADS

- > [ijetrm manuscript template](#)
- ↳ [ijetrm_Copyright_Form](#)
- > [ijetrm_Certificate](#)
- > [ijetrm editorial board](#)

GOOGLE SCHOLAR

Cited by	VIEW ALL	
	All	Since 2019
Citations	448	391
h-index	10	8
i10-index	10	7



Iran
m.j@vru.ac.ir

Arpit maru, PhD
Professor, SGSITS Indore
22arpitmaru@gmail.com

Dr. S. Sureshkumar, Ph.D.
Professor, Dept. of Mathematics, Siddaganaga Institute of
Technology, Tumkur-572 103, Karanataka.
Country: India
ssk@sit.ac.in

Member of Advisory Board:

Dancan N. Irungu, PhD
Senior Professor, School of Business & Economics
Daystar University, Kenya
dirungu@daystar.ac.ke

Sallahuddin Hassan, PhD
Prof. School of Economics,
Finance and Banking UUM College of Business
Universiti Utara Malaysia
din636@uum.edu.my

Dr. G. Anandhi, PhD
Associate Professor
University of the People, California
Giri.Anandhi@uopeople.edu

Arash Khakzadshahandashti, PhD
Research and development expert at MAPNA group
Iran
khakzad_a@mapnagroup.com

Dr. G.N.K. Suresh Babu, PhD
Professor, Computer Science
Acharya Institute of Technology, Bangalore – 560 090
sureshbabu@acharya.ac.in

Ebele Mary Onwuka PhD
Senior Lecturer, Department of Business Administration,
Nnamdi Azikiwe University Awka,
Anambra State, Nigeria
em.onwuka@unizik.edu.ng

Dr. Ramachandran Guruprasad, PhD
Senior Technical Officer, CSIR-National Aerospace Laboratories,
Old Airport Road, Near Manipal Hospital,
Bangalore – 560 017
gprasad61@gmail.com

Siamak Hoseinzadeh, Ph.D
Professor, Mechanical Technical adviser for Incineration Plant,
Municipality of Sari, Mazandaran, Iran,
hoseinzadeh.siamak@gmail.com

Reza Fotuhi, PhD
Member of Electrical and Electronics Engineers (IEEE)
Iran
Fotuhi@ieee.org

Geetanjali Kale, PhD
Assistant Professor,
Computer Engineering,
Pune Institute of Computer Technology,
gvkale@pict.edu

ISSN 2456-9348



9 772456 934802

LICENSE

*IJETRM is licensed under a Creative Commons
Attribution 4.0 International License.*



Abdullah Cakan,
MS Mechanical Engineer
Selcuk University
Mechanical Engineering Department.
Konya, Turkey
acakan@selcuk.edu.tr

Giosuè Boscato, Ph.D.
IUAV University of Venice
Laboratory of Strength of Materials (LabSCo)
Via Torino 153/A – 30173 Mestre, Venice, Italy
gboscato@iuav.it

Abhineet Anand, PhD
Professor, School of Computer Science Engineering, Galgotias University,
Greater Noida, G B Nagar, UP
Abhineet.anand@galgotiasuniversity.edu.in;

Dr Gnaneswara Rao Nitta, PhD
Professor of CSE Vignana's Foundations for Science, Technology
and Research University, Vadlamudi, Guntur, AP.
ngr_cse@vignanuniversity.org

Ranjit Shrestha, PhD
Professor, Division of Mechanical Engineering,
Kongju National University,
Cheonan 331-717, Korea
sthranjit@kongju.ac.kr

Dr Farhad Shafiepour Motlagh
Professor, Mahallat Branch, Islamic Azad University,
Mahallat, Iran
farhad_shafiepour@yahoo.com

Ezema Chukwuedozie Nnaemeka, PhD
Department of Electronic & Computer Engineering
Nnamdi Azikiwe University Awka
Anambra State, Nigeria
ecnaxel@gmail.com

Prof (Dr). Prasanna B M R, Ph.D.
Professor, Dept. of Mathematics, Siddaganga Institute of Technology,
B. H. Road, Tumkur-572 103, Karnataka, India
bmrp@sit.ac.in

Gad-Elkareem Abdrabou Mohamed, PhD
Ass.Prof. at National Research Institute of Astronomy and Geophysics, Earthquakes department.
Helwan- Cairo – Egypt.
gadelkareem@nriag.sci.eg

Prof. Vivek Mishra
Dean, Sri Sharda Group of Institutions
(Affiliated to Lucknow University, AKTU & BTE, U.P.)
Lucknow, Uttar Pradesh, India
visarit@gmail.com



Indexing

Indexing & Abstracting

An indexing and abstracting service is important part of publication process. The journal indexes content at the article level by assigning subject headings (descriptors or keywords) to each one and then making them searchable in the product's database. These services also index other bibliographic elements of journal articles, including authors, titles, date of publication, etc.

IJETRM has been indexed by several world class databases.



Google Scholar is an online, freely accessible search engine that lets users look for both physical and digital copies of articles. It provides a simple way to broadly search for scholarly literature. From one place, you can search across many disciplines and sources: articles, theses, books, abstracts and court opinions, from academic publishers, professional societies, online repositories, universities and other web sites. Google Scholar helps you find relevant work across the world of scholarly research.



Scientific Journal Impact Factor (SJIF) is an international, recognized platform for promoting scientific achievements, as well as supporting publishers and scientific communities interested in state-of-the-art research activities in innovation and applied science areas.



ROAD has introduced the ISSN International Centre, the Directory of Open Access scholarly Resources. ROAD has been developed with the support of the Communication and Information Sector of UNESCO, it provides a free access to a subset of the ISSN Register. This subset comprises bibliographic records which describe scholarly resources in Open Access identified by an ISSN: journals, monographic series, conference proceedings and academic repositories.



Academia.edu is a platform for academics to share research papers. The company's mission is to accelerate the world's research. Academia.edu is a participant in the open science or open access movements, responding to a perceived need in science for instant distribution of research and the need for a peer-review system that occurs alongside distribution, instead of occurring before it.





ResearchBib is open access with high standard indexing database for researchers and publishers. Research Bible may freely index journals, research papers, call for papers research position.



Scribd is a digital library, featuring an e-book and audio book subscription service that includes New York Times Best-Sellers and classics. Based in foggy San Francisco, Scribd is building the world's premier e-book subscription service. Our readers have clocked more than 17 million hours of reading time across all genres.



IJIFACTOR is one of the largest publicly available non-profit digital databases of the top Peer-reviewed Journals, Scientific literature, Conferences, Academic Events, Conference proceedings across the globe. JIFACTOR aims to improve the dissemination of scientific literature and to provide improvements in functionality, usability, availability, cost, comprehensiveness, efficiency, and timeliness in access to scientific and scholarly knowledge.



Citefactor is a service that provides access to quality controlled Open Access Journals and proceedings. Citefactor is world's largest indexing of scholarly journals & proceedings, which boost the worldwide visibility and accessibility of your content. Over 3,000 top institutions worldwide have full access to Citefactor.



Root Society for Indexing and Impact Factor Service (rootindexing.com) is a society to provide indexing to all types of online and offline journals to get international visibility of research and also provide impact factor (RIF-Root Impact Factor) to the journal to improve journal visibility in the world of research. Lot of members are giving their service to this society. It is a completely free service to index any journal in the world.



Zenodo – OpenAIRE is a general-purpose open-access repository developed under the European OpenAIRE program and operated by CERN. It allows researchers to deposit data sets, research software, reports, and any other research related digital artifacts. For each submission, a persistent digital object identifier (DOI) is minted, which makes the stored items easily citeable.



IP Indexing is an indexing portal for citation of database covering scientific and scholarly Journals from all over the world. Our aim and objective to enhance visibility of your reputed articles and journals for use of researchers and provide platform for indexing the journals. It gives scientific quality of journals and provides MEDLAR and digital E-library creation of Journals impact factor and indexing. Impact factor used for evaluation the quality of Journals, evaluation is carried out by considering for scientific quality and IP Indexing support your research and empower to make greater impact in your specialized field.



SlideShare is an American hosting service for professional content including presentations, infographics, documents, and videos. Users can upload files privately or public in PowerPoint, Word, PDF, or Open Document format.



Crossref (formerly styled CrossRef) is an official Digital Object Identifier (DOI) Registration Agency of the International DOI Foundation. It is run by the Publishers International Linking Association Inc. (PILA) and was launched in early 2000 as a cooperative effort among publishers to enable persistent cross-publisher citation linking online academic journals. Crossref includes publishers with varied business models, including those with both open access and subscription policies. Crossref interlinks millions of items from a variety of content types, including journals, books, conference proceedings, working papers, technical reports, and data sets.



DOI – Digital Object Identifier is a persistent identifier or handle used to identify objects uniquely, standardized by the International Organization for Standardization (ISO). An implementation of the Handle System, DOIs are in wide use mainly to identify academic, professional, and government information, such as journal articles, research reports, data sets, and official publications. However, they also have been used to identify other types of information resources, such as commercial videos.



ProQuest is committed to empowering researchers and librarians around the world. The company's portfolio of assets – including content, technologies, and deep expertise drives better research outcomes for users and greater efficiency for the libraries and organizations that serve them.



WorldCat is the world's largest network of library content and services. WorldCat libraries are dedicated to providing access to their resources on the Web, where most people start their search for information. We can search the collections of libraries in your community and thousands more around the world. WorldCat grows every day thanks to efforts of librarians and other information professionals. Some WorldCat libraries make their specialized reference databases available on their Web sites, but only to library members. Your search on WorldCat.org may produce direct links to articles and other resources in these databases.



Harvard Dataverse is a free data repository open to all researchers from any discipline, both inside and outside of the Harvard community, where you can share, archive, cite, access, and explore research data. Each individual dataverse is a customizable collection of datasets (or a virtual repository) for organizing, managing, and showcasing datasets.



World Catalogue of Scientific Journals

World Catalogue of Scientific Journals or a list of the most known and prestigious scientific journals, is intended to promote science and education worldwide. The system science and education promotion as a free-of-charge and generally available offer can be and is presented in the form of an on-line system. Any scientific journal worldwide which publishes the title and English summary at least on generally available websites for minimum two years can be added to World Catalogue of Scientific Journals.

publons

Publons is a commercial website that provides a free service for academics to track, verify, and showcase their peer review and editorial contributions for academic journals. It was launched in 2012 and by 2018 more than 500,000 researchers have joined the site, adding more than one million reviews across 25,000 journals.



The Directory of Research Journal Indexing (DRJI) is to increase the visibility and ease of use of open access scientific and scholarly journals thereby promoting their increased usage and impact. DRJI supply champion has access to global-renowned content in all discipline areas including magazine and journal articles. We advocate, educate, and provide the central resource for indexing. DRJI encourages the participation of all persons, groups, and organizations interested in indexing and related methods of information retrieval.



International Scientific Indexing (ISI) server provides indexing of major international journals and proceedings. Author can get information about international journal impact factor, proceedings (research papers) and information on upcoming events. All the journal pages have pointers to Web pages of the publishers which are integrated into the stream pages.



The ICI database enables access and empowers users to search, track, measure and collaborate in the sciences, social sciences, arts, and humanities to turn raw data/information into the powerful knowledge one needs. This feature makes this database a specialized information product and highly useful for researchers, policy makers, decision takers, editors, librarians etc.



issuu is a digital publishing platform that makes it simple to publish magazines, catalogs, newspapers, books, and more online. Issuu is the fastest growing digital publishing platform in the world. Millions of avid readers come here every day to read the free publications created by enthusiastic publishers.



Search Engine, Journal, Index, Repository



Open Access Library (OALib) is the Search Engine, based on a database with metadata of Open Access (OA) papers, Journal with OALib Articles, Index with metadata entries of external OA journal articles, Repository with own OALib PrePrints as well as external preprints and postprints, all stored in one of the 322 OALib Disciplinary Repositories. OALib is currently hosting links and metadata to more than 4,333,030 open access articles covering a wide range of academic disciplines. All full text article from your search results are free to download.



World Journals Alert is an international, specialized platform for promoting research work, scientific achievements, as well as supporting national and international collaboration between scientists, publishers of scientific journals, national and international conferences and scientific entities.



WikiCFP could help you to organize and share academic information in a more efficient way, so that you could spend more time on your research. It has become more and more popular over the last few years.



The Internet Archive, is a non-profit, is building a digital library of Internet sites and other cultural artifacts in digital form. Like a paper library, it provides free access to researchers, historians, scholars, the print disabled and the general public.

Copyright © 2024 IJETRM-Journal of Engineering Research & Management. All rights reserved.



CHANGE IN THE TEETH BENDING STRESS AND HERTZIAN CONTACT STRESS ON THE TEETH IN A PLANETARY GEAR REDUCER DEPENDING ON THE NUMBER OF REVOLUTION OF THE INPUT SHAFT

Sasko Milev,

Assistant professor, Faculty of Mechanical Engineering, Goce Delcev University, Stip, North Macedonia, Krste Misirkov 10A, 2000 Stip, email. sasko.milev@ugd.edu.mk

Darko Tasev

Master student, Faculty in Mechanical Engineering, Ss Cyril and Methodius University in Skopje, North Macedonia,

Zoran Dimitrovski

Professor, Faculty of Mechanical Engineering, Goce Delcev University, Stip, North Macedonia, Krste Misirkov 10A, 2000 Stip, email. zoran.dimitrovski@ugd.edu.mk

ABSTRACT

The planetary reducer is used to reduce the number of revolutions of the drive shaft in relation to the number of revolutions of the driven shaft. In the considered reducer, the power is supplied through the central gear (Sun) and it is the drive, the shaft - carrier on which the satellite gears are mounted is the output shaft. The external gear is stationary. In a planetary reducer with constant input power, changing the number of revolutions of the input shaft cause a change in the stresses in the roots of the teeth and the Hertzian contact stress on the gear pair formed from the central and the satellite gear. In this paper, it is analyzed changing of these stresses depending on number of revolutions of the input shaft. The change in the ratio between the Hertzian contact stresses and teeth bending stress also depending on the number of revolutions of the input shaft.

Keywords:

Planetary reducer, Bending stress, Contact stress, Transmission rate

INTRODUCTION

Planetary gear trains are widely used in the different fields of engineering, particularly in the mechanical engineering. They are used for the smallest and the largest ratios, have high efficiency, low weight, small dimensions. Because the diminished dimension they have small mass moment of inertia, lower internal dynamic loads and a quieter operation of the gear train, reduced material consumption and a light construction. Planetary gear trains (PGTs) are most often coaxial. They are designed in such a way that they possess at least one or more gear wheels, and these are called planets mounted on the so-called carrier, which perform a double rotation around their geometrical axis and together with the same axis around the main (the central) geometrical gear train axis. Thus, the complicated motion of the planets comprises a vector summation of both rotations-the revolution performed by the carrier H and the relative one (spin), performed by each planet 2 with respect to the carrier.

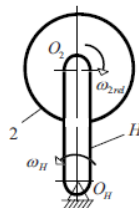


Fig.1. Revolution and relative rotation (spin) of the planets

This typical planet motion explains the name of these gear trains, whose motion resembles the motion of the planets around the central gear (Sun), and this is their typical distinctive kinematics characteristic. Planets are meshing with one or two central gear wheels with external or internal teeth.

Planetary transmissions have a number of capabilities in solving certain tasks in the field of power transmission: Achieving a constant transmission ratio they can work as a reducer -(with one degree of freedom), it is most commonly used when the ring is fixed and rarely as a multiplier - (with one degree of freedom)[1].

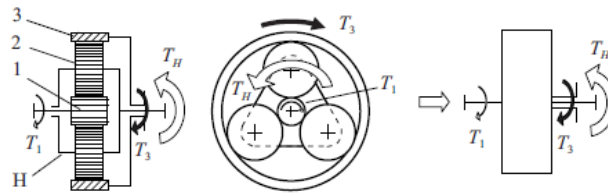


Fig. 2. Simple planetary gear train. Central gear, Sun (1), Satellite gears (2), Ring gear (3), Carrier (H)

Each simple PGT, whether positive-ratio or negative-ratio one, possesses three shafts, coming out of the gear that means it is a three-shaft gear train. The three external shaft torques (T_1 , T_3 and T_H) of all the simple PGTs are in equilibrium [1],[2]

$$\sum T_i = T_1 + T_3 + T_H = 0 \tag{1}$$

In this manuscript kinematic analysis is performed with the superposition method-Swamp rule. According to this method, individual elements of the planetary transmission are observed in different specified movements in few set movements. Number of teeth on the gear one is z_1 , number of teeth on the career is z_2 and number of teeth on the gear 3 is z_3 . Number of revolutions of the planetary reducer gears are [3], [4]

$$n_2 = -\frac{z_1}{z_2} * n_1 + \left(\frac{z_1}{z_2} + 1\right) * n_s; \tag{2}$$

$$n_3 = -\frac{z_1}{z_2} * n_1 + \left(\frac{z_1}{z_3} + 1\right) * n_s; \tag{3}$$

The number of rotations of gear 1: $n_1 = n_{input}$

The number of rotations of carrier H: $n_s = n_{output}$

The number of rotations of gear 3 is n_3

The direction of rotation of the output shaft, is opposite to the direction of rotation of the input shaft, where the central gear with external teeth (sun gear) is located.

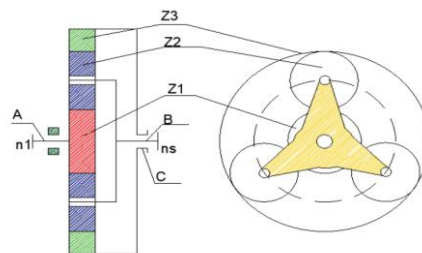


Fig. 3: Planetary gear train 1A1

Since the central gear with internal teeth (ring gear) in this manuscript will be the reaction member, its number of rotations will be equal to zero. The overall transmission ratio will be: $i = n_1/n_2$.

Using coaxiality condition, which guarantees equal spacing between the first set (sun gear and planetary gears) and the second set (planetary gears with ring gear) the number of teeth on the central gear with internal teeth is [1]:

$$z_3 = z_1 + 2z_2 \quad (4)$$

The transmission ratio between gears 1 and 2 is:

$$i_{12} = -\left(\frac{z_2}{z_1}\right) \quad (5)$$

The transmission ratio between gears 2 and 3 is:

$$i_{23} = \frac{z_3}{z_2} \quad (6)$$

The actual standard transmission ratio is:

$$i'_0 = i_{12} * i_{23} \quad (7)$$

The total power transmitted by the planetary transmission consists of two components: the power at the coupling P_k and the force due to the rolling of the teeth P_z , also known as kinematic power.

Input shaft is shaft A

$$P_A = \omega_A * T_A, [W] \quad (8)$$

Angular velocity of the shafts:

$$\omega_A = n_A * \frac{\pi}{30} [s^{-1}] \quad (9)$$

$$\omega_B = n_B * \frac{\pi}{30} [s^{-1}] \quad (10)$$

$$\omega_C = n_C * \frac{\pi}{30} [s^{-1}] \quad (11)$$

Torque of the input shaft A:

$$T_A = \frac{P_A}{\omega_A} \quad (12)$$

Torque of shaft B:

$$T_B = -(T_A + T_C) = -(1 - i_0 * \eta_0) * T_A \quad (13)$$

Torque of shaft C:

$$T_C = -i_0 * \eta_0 * T_A [Nm] \quad (14)$$

Due to the division of the power on P_k and P_z , the power on the shaft A is:

$$P_{ZA} = \omega_{AS} * T_A \quad (15)$$

$$P_{ZA} = (\omega_{A0} - \omega_{s0}) * T_A \quad (16)$$

$$P_{KA} = \omega_{s0} * T_A \quad (17)$$

The powers on shaft B are:

$$P_{ZB} = \omega_{BS} * T_B = (\omega_{B0} - \omega_{s0}) * T_B \quad (18)$$

$$P_{KB} = \omega_{s0} * T_B \quad (19)$$

The powers on shaft C are:

$$P_{ZC} = \omega_{CS} * T_C = (\omega_{C0} - \omega_{S0}) * T_C \quad (20)$$

$$P_{KC} = \omega_{S0} * T_C \quad (21)$$

Module of the gear pairs z_1 - z_2 is calculated using the formula [1], [5],[6]:

$$m \geq \sqrt[3]{\frac{2 * T_1}{\lambda * z_1 * \sigma_{FP}} * Y_{Fa} * Y_{Sa} * K_{F\alpha} * K_{F\beta} * K_v * K_a} \quad (22)$$

Y_{Fa} - tooth shape factor, Y_{Sa} – stress correction factor, $K_{F\alpha}$ - load distribution factor in the frontal cross-section for stress at the tooth root, $K_{F\beta}$ - load distribution factor along the length of the tooth for stress at the tooth root, K_v - distribution factor of the peripheral force along the engagement of central gears with planetary gears, K_a - factor for uniform loading of the machine in continuous operation with the electric motor, λ - tooth width factor and σ_{FP} - root bending stress. As a material for the manufacture of the central gear with external teeth, it is choiced induction-hardened steel.

Because there are three planetary gears in the planetary transmission, the total power is divided into 3 parts:

$$P_1 = \frac{P_{ZA}}{N} \quad (23)$$

The torque at the point of contact between gear 1 and one of the planetary gears 2 will be:

$$T_1 = \frac{P_1}{\omega_1} \quad (24)$$

Calculation of the orientation module of the gear pair $z_1 - z_2$

Because this planetary transmission is of the 1AI type, all gears need to have the same module to achieve mutual engagement. It was necessary to calculate the orientation module of the gear pair, and then a module that meets the requirements for both gear pairs was selected [6].

$$m \geq \sqrt[3]{\frac{2 * T_2}{\lambda * z_2 * \sigma_{FP}} * Y_F * Y_\epsilon * K_{H\alpha} * K_{H\beta} * K_v * K_I} \quad (25)$$

$K_{H\alpha}$ – transverse load factor for contact stress, $K_{H\beta}$ – face load factor contact stress

Because there are 3 planetary gears in the planetary transmission, the total power is divided into 3 parts:

$$P_2 = \frac{P_{ZC}}{N} \quad (26)$$

The torque at the point of contact between gear 3 and one of the planetary gears 2 will be:

$$T_2 = \frac{P_2}{\omega_2} \quad (27)$$

Where the angular velocity of the planetary gear is ω_2 , and it is:

$$\omega_2 = \frac{\pi * n_2}{30} \quad (28)$$

Dimensions of the gears

The width of the teeth is determined from the expression for the tooth width factor [7], [8].

The width of the teeth is $\lambda = b/m$

The center distance between the two gear pairs is equal and is:

$$a_{12} = a_{23}, \quad a_{12} = \frac{(z_1+z_2)*m/2}{2} \quad (29)$$

Diameters of gear 1 (central gear with external teeth)

Reference diameter: $d_1 = m * z_1$, Tip diameter: $d_{a1} = d_1 + 2m$, Root diameter: $d_{f1} = d_1 - 2,5m$

Diameters of gear 2 (planetary gears)

Reference diameter: $d_2 = m * z_2$,

Tip diameter: $d_{a2} = d_2 + 2m$, Root diameter: $d_{f2} = d_2 - 2,5m$

Diameters of gear 3 (central gear with internal teeth)

Reference diameter: $d_3 = m * z_3$, Tip diameter: $d_{a3} = d_3 + 2m$, Root diameter: $d_{f3} = d_3 - 2,5m$

Inspection of the teeth root bending stress

Gear pair $z_1 - z_2$

The teeth root bending stress is calculated according to the equation :

$$\sigma_{F1} = \frac{F_{tw1}}{b * m} * Y_{Fa} * Y_{Sa} * Y_B * K_{F\alpha} * K_{F\beta} * K_v * K_a \quad (30)$$

The force F_{tw1} is:

$$F_{tw1} = \frac{2 * T_1}{d_{w1}} \quad (31)$$

Gear pair $z_2 - z_3$

$$\sigma_{F2} = \frac{F_{tw2}}{b * m} * Y_{Fa} * Y_{Sa} * Y_B * K_{F\alpha} * K_{F\beta} * K_v * K_a \quad (32)$$

The force F_{tw2} is:

$$F_{tw2} = \frac{2 * T_2}{d_{w2}} \quad (33)$$

Inspection of the Hertzian contact stress a

Gear pair $z_1 - z_2$

The contact stress along teeth profile is calculated using Hertz formula :

$$\sigma_{H1} = Z_H * Z_\epsilon * \sqrt{\frac{u + 1}{u} * \frac{F_{tw1}}{b * d_{w1}} * K} \quad (34)$$

$$u = z_2 / z_1,$$

Gear pair $z_2 - z_3$

The contact stress along teeth profile is calculated using Hertz formula:

$$\sigma_{H2} = Z_H * Z_E * \sqrt{\frac{u - 1}{u} * \frac{F_{tw2}}{b * d_{w2}} * K} \quad (35)$$

$$u = z_3 / z_2$$

$$Z_H = \sqrt{\frac{2}{\cos(\alpha_w) * \operatorname{tg} \alpha_w}} \quad (36)$$

Z_H – zone factor . For a standard spur gear pressure angle is 20° and $Z_H=2,5$, Z_E – elastic coefficient. For the common match of steel pinion and steel gear, the elastic coefficient is 189.8 N/mm^2 .

CALCULATION AND RESULTS

First the planetary reducer transmission ratios were calculated for the given values $z_1=21,25,29,33$ and 37 , $z_2=85$ was all time, $z_3=191,195,199,203$ and 207 respectively, and power $P=7.200 \text{ [W]}$. Then, Hertzian contact stress of the gear pair z_1-z_2 were calculated using (34) for different numbers of revolutions of the input shaft 1, from 600 to 4.200 (600, 900, 1200, 1500, 1800, 2100, 2400, 2700, 3000, 3300, 3600, 3900 and 4200) number of revolutions per minute. Obtained values are shown in table 1.

Z_1	Number of revolutions per minute of the Input Shaft of Planetary Reducer											
	600	900	1200	1500	1800	2100	2400	2700	3000	3200	3500	4200
21	523,42	427,37	370,12	331,04	302,2	279,78	261,71	246,74	234,08	223,19	213,69	205,3
25	444,26	362,73	314,14	280,97	256,49	237,46	222,13	209,42	198,68	189,43	181,37	174,25
29	386,89	315,89	273,57	244,69	223,37	206,8	193,44	182,38	173,02	164,97	157,95	151,75
33	343,39	280,38	242,81	217,18	198,26	183,55	171,7	161,88	153,57	146,42	140,19	134,69
37	309,27	252,52	218,69	195,6	178,56	165,31	154,64	145,79	138,31	131,87	126,26	121,31

Table 1: Hertzian contact stress of the gear pair z_1-z_2 .

Based on the values from table 1 for $z_1=29$ first is drawn the diagram presented in the Figure 4. This curve actually determines the gear pair z_1-z_2 , Hertzian contact stress depending on the number of revolutions of the input shaft n_1 . The equation of this curve is $y=9476,6x^{-0,5}$ and it was calculated using approximation method. Later, on the values from table 1 are drawn the diagrams presented in the Figure 5. These curves actually determines the gear pair z_1-z_2 , Hertzian contact stress depending on the number of revolutions of the input shaft n_1 when $z_1=21,25,29,33,37$.

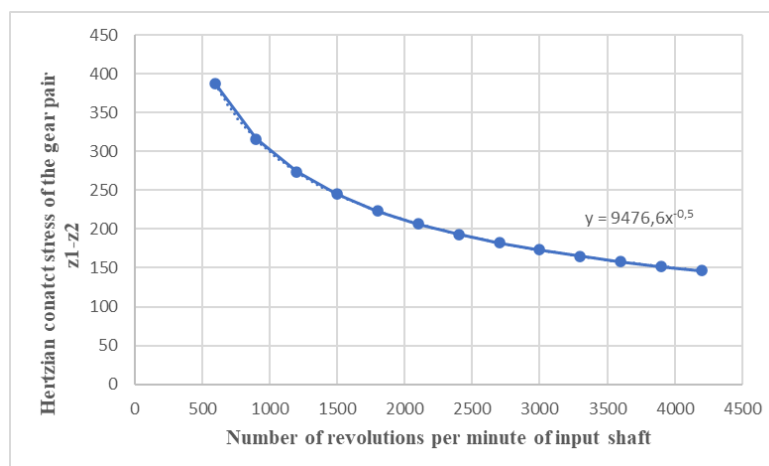


Fig. 4. Hertzian contact stress for $z_1=29$ and different number of revolutions of the input shaft

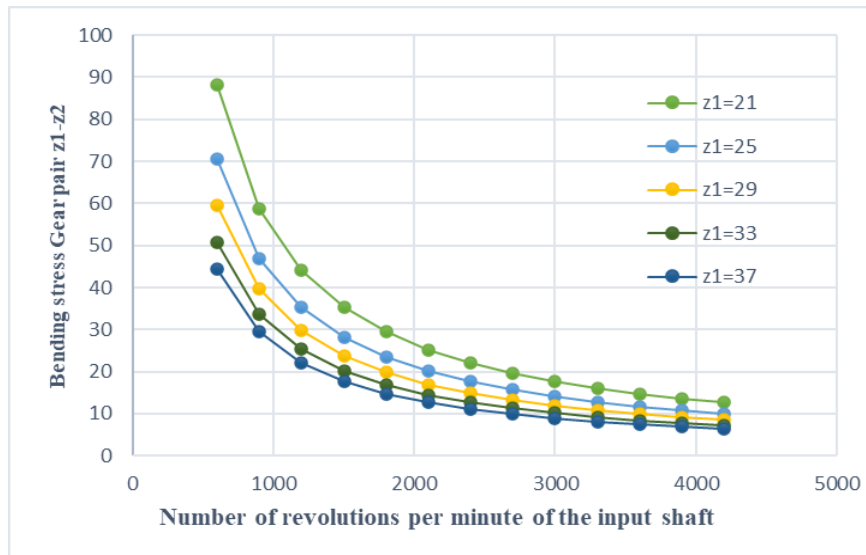


Fig. 5. Hertzain contact stress for different number of revolutions of the input shaft

Z ₁	Number of revolutions per minute (rpm) of the Input Shaft of Planetary Reducer											
	600	900	1200	1500	1800	2100	2400	2700	3000	3200	3500	4200
21	88,16	58,77	44,08	35,26	29,39	25,19	22,04	19,59	17,63	16,03	14,69	13,56
25	70,49	46,99	35,25	28,2	23,5	20,14	17,63	15,66	14,1	12,82	11,75	10,84
29	59,47	39,65	29,74	23,79	19,82	16,99	14,87	13,22	11,89	10,81	9,91	9,15
33	50,6	33,73	25,3	20,24	16,87	14,46	12,65	11,24	10,12	9,2	8,43	7,78
37	44,32	29,55	22,16	17,73	14,77	12,66	11,08	9,85	8,86	8,06	7,39	6,82

Table 2 Bending stress in the rooth of the teeth of the gear pair z₁-z₂.

Based on the values from table 2 for z₁ =29 is drawn the diagram presented in the Figure 6. This curve actually determines the gear pair z₁-z₂, bending of the teeth of gear pair z₁ – z₂. depending on the number of revolutions of the input shaft n₁. The equation of this curve is $y=35682x^{-1}$ and it was calculated using approximation. Later on the values from table 2 are drawn the diagrams presented in the Figure 7. These curves actually determines the gear pair z₁-z₂, bending stress of in the rooth of the teeth depending on the number of revolutions of the input shaft n₁ when z₁=21,25,29,33,3.

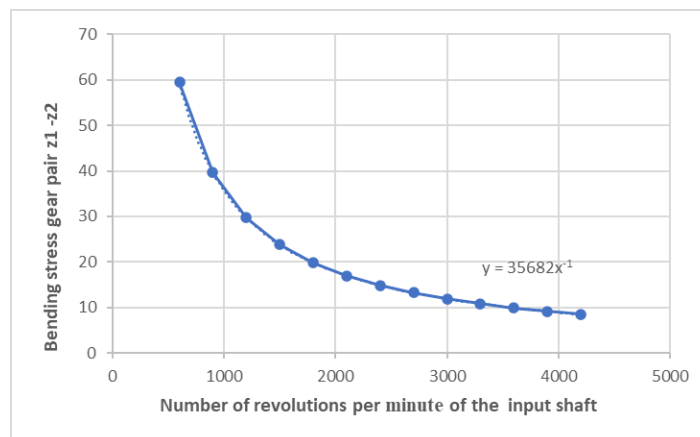


Fig. 6. Bending stress teeth for different number of revolutions of the planetary input shaft

Based on the values from table 2 are drawn and the diagrams presented in the Figure 7. This curves actually determines the gear pair z_1 - z_2 , bending stress on the rooth of the teeth depending on the number of revolutions of the input shaft n_1 when $z_1=21,25,29,33,37$.

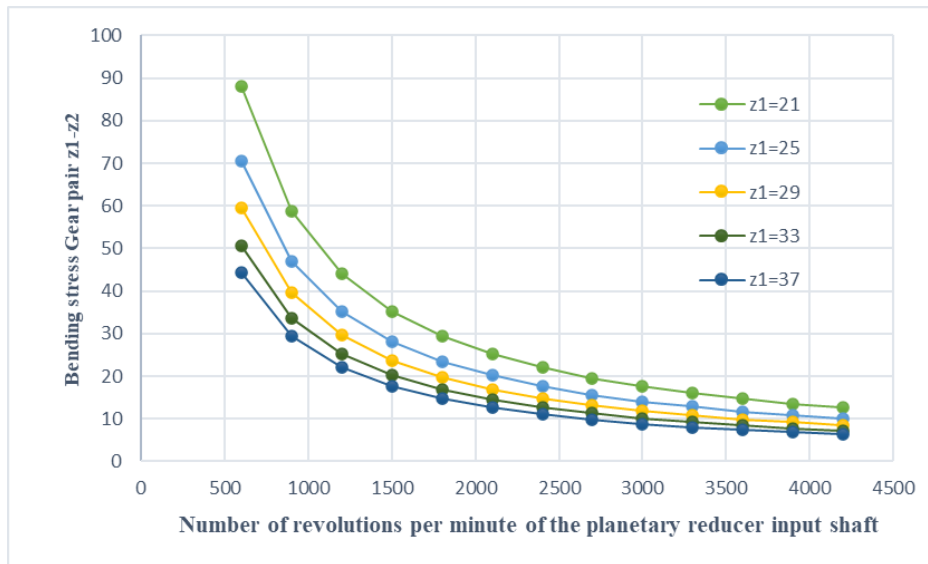


Fig.7. Bending stress of the gear pair (z_1 - z_2) tooth for different number of revolutions of the planetary input shaft for different values of z_1

RESULTS AND DISCUSSION

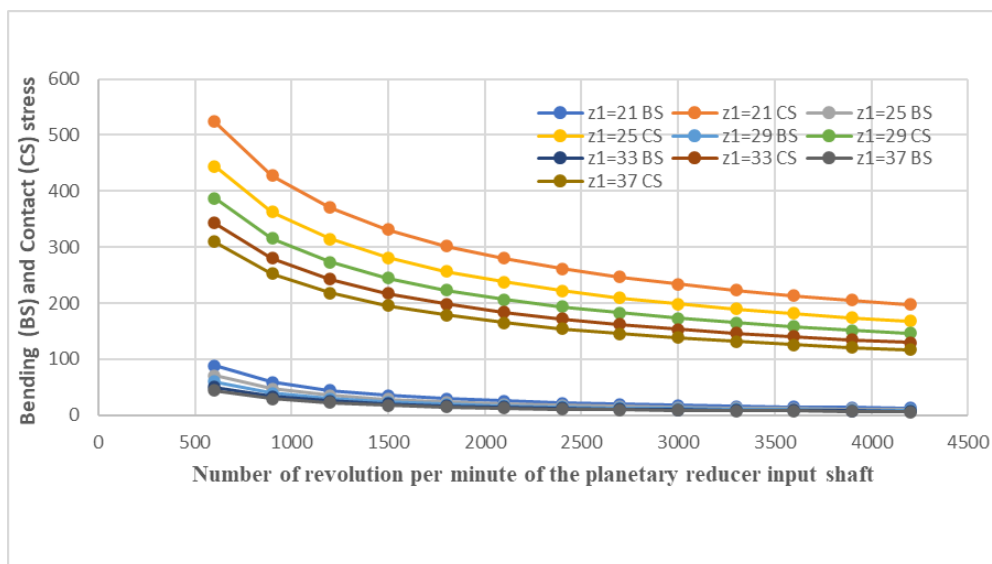


Fig. 8. Bending and Hertzian contact stresses of the gear pair (z_1 - z_2) tooth for different number of revolutions of the planetary input shaft for different values of z_1

Comparing the data from Table 1 and Table 2, for $z_1=29$, it can be seen that the Hertzian contact stress in this case is numerically much greater than the bending stress in the root of the teeth. For example, for $n_1 = 600$ [rpm], the contact stress is 444.26 [N/mm²], and the bending stress in the root of the teeth is 70.49 [N/mm²]. With an increasing in the number of rotation per minute, both stresses have a decreasing trend, but in percentage terms, the bending stress in the root of the teeth in the interval from 600 [rpm] to 1800 [rpm] decreases much faster. From 70.49 [N/mm²] for 600 [rpm] to 23.5 [N/mm²] for 1800 [rpm], i.e. it decreases by about 67%, while the Hertzian contact stress contact increase from 444.26 [N/mm²] for 600 [rpm] to 256.49 [N/mm²] or decreases by about 42%. With further increasing of the number of the rotations per minute, both stresses continue to decrease, but throughout the entire time, the Hertzian contact stress is numerically several times greater than the bending stress in the root of the teeth while Hertzian contact stress decreases in percentage much slower than the bending stress in the root of the teeth.

From Fig.8 and Table 1 and Table 2 it is clear that the analyses is the same and for $z_1 = 21, 25, 29, 33$ and 37 .

It is calculated and then represented on Figure 9 ratio between Hertzian contact stress and bending stress in the root of the teeth. From Figure 9 we can see that for a constant number of teeth, as the revolutions of input shaft speed increases, the Hertzian contact stress also increase and that when the number of revolutions of the input drive shaft is constant this ratio increases with increasing number of the teeth. However, but this increase in percentage is much smaller than in the previous case when number of teeth was constant and number of revolution was changing.

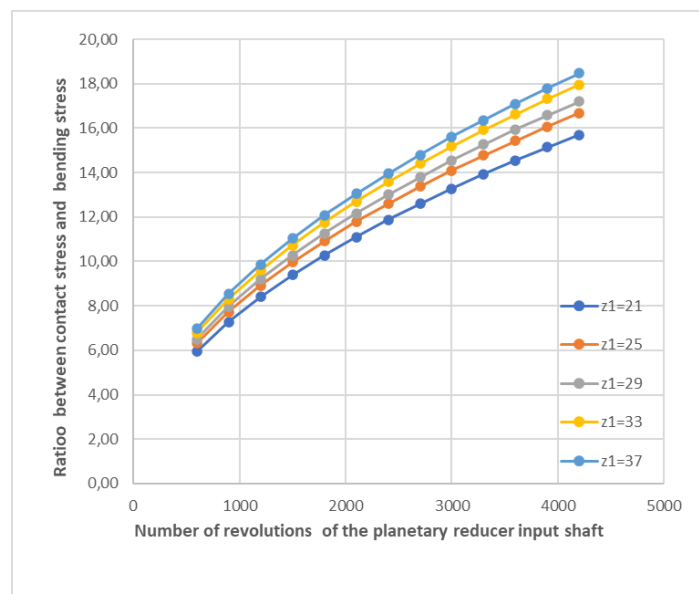


Fig. 9. Ratio between Hertzian contact stress and Bending stress in the root of the teeth

CONCLUSION

From the presented results it can be concluded that when using planetary reducers, operating at constant power on the input shaft in the reducer, for a given value of one of the analyzed stresses, the bending stress in the root of the teeth or the Hertzian contact stress, the number of teeth of the gear pair $z_1 - z_2$ can be selected depending on the operating speed of the input shaft and vice versa, for a given number of teeth, the number of revolutions of the input shaft can be selected.

IJETRM

International Journal of Engineering Technology Research & Management

Published By:

<https://www.ijetrm.com/>

Also, from the last diagram (Fig.9) for a certain number of revolutions, the ratio between the Hertzian contact stress and bending stress in the rooth on the teeth can be determined.

When machines start working, the number of revolutions of the input shafts constantly changes from zero to the intended operating number of revolutions of the shaft. During this period, the number of revolutions is constantly increasing, and in this time interval the highest stresses and most of the problems occur..

REFERENCES

- [1] Arnaudov K., Karaivanov D., CRC Press, Taylor & Francis Group (2018), Planetary Gear Trains
- [2] Jiang W., Wiley (2019). *Analyses and Design of Mechanical Elements*.
- [3] Budinas R., Nissbet J., Mc Graw Hill Education (2020) *Shigley's Mechanical Engineering Design*
- [4] Meriam J., Kraige L., Bolton J, Wiley (2018) *Engineering Mechanics, Volume 2, Dynamics*
- [5] Petrovic T, Ivanov T and Milosevic M, , Forsch Ingenieures (2009), *A new structure of combined gear trains with high transmission ratios*
- [6] Simeonov S., Goce Delcev University Stip (2017), *Masinski elementi*
- [7] Simeonov S., Milev S., Goce Delcev University Stip (2019), *Praktikum po Masinski elementi*
- [8] Stamboliev D., Ss.Cyril and Methodius University in Skopje, Macedonia ((1976) *Prenosnici na vozilata*