



International journal  
for science, technical and  
innovations for the industry

# MT MACHINERY TECHNOLOGY MATERIALS

YEAR XI Issue 8 / 2017 ISSN PRINT 1313-0226  
ISSN WEB 1314-507X



Published by  
Scientific technical  
Union of Mechanical Engineers



# MACHINES. TECHNOLOGIES MATERIALS

INTERNATIONAL SCIENTIFIC JOURNAL

PUBLISHER

SCIENTIFIC TECHNICAL UNION OF MECHANICAL ENGINEERING  
“INDUSTRY 4.0”

108, Rakovski Str., 1000 Sofia, Bulgaria  
tel. (+359 2) 987 72 90,  
tel./fax (+359 2) 986 22 40,  
[office@stamejournals.com](mailto:office@stamejournals.com)  
[www.stamejournals.com](http://www.stamejournals.com)

ISSN PRINT 1313-0226, ISSN WEB 1314-507X, YEAR XI, ISSUE 8 / 2017


## EDITOR-IN-CHIEF

Prof. D.Sc. DHC Georgi Popov,

President of Bulgarian Scientific and Technical Union of Mechanical Engineering

## EDITORIAL BOARD

MEMBERS	SCIENTIFIC COMPETENCE
Prof. Dimitar Damyanov	Automatisation of production
Prof. Dimitar Karavivanov	Mechanics of machines
Prof. Dimitar Stavrev	Technologies and materials
Prof. Dimitar Yonchev	National and industrial security
Prof. Galina Nikolcheva	Machines tools and technologies
Prof. Hristo Shehtov	Automatisation of production
Prof. Idilija Bachkova	Automatisation of production
Prof. Ivan Kralov	Mechanics of machines
Prof. Ivan Parshorov	Technologies and materials
Prof. Ivan Yanchev	Machines and technologies
Prof. Ivo Malakov	Automatisation of production
Prof. Kiril Angelov	Industrial Management
Prof. Lilo Kanchev	Transport Equipment and Technology
Prof. Lubomir Dimitrov	Machines and technologies
Prof. Miho Mihov	Agricultural machinery
Prof. Miroslav Denchev	Ergonomics and design
Prof. Mladen Velev	Economics and Marketing
Prof. Nikolay Dzulgerov	Technologies and materials
Prof. Ognyan Andreev	Production management
Prof. Petar Kolev	Transport Equipment and Technology
Prof. Roman Zahariev	Robotics
Prof. Sasho Guergov	Robotic systems and technology
Prof. Tsanka Dikova	Technologies and materials
Prof. Vitan Galabov	Mechanics of machines



# MACHINES. TECHNOLOGIES. MATERIALS

INTERNATIONAL SCIENTIFIC JOURNAL

ISSN PRINT 1313-0226, ISSN WEB 1314-507X, YEAR XI, ISSUE 8 / 2017

## EDITORIAL BOARD FOREIGN MEMBERS

Prof. Adel Mahmoud	IQ	Prof. Marian Tolnay	SK
Prof. Ahmet Ertas	TR	Prof. Mark Easton	AU
Prof. Andonag Londo	AL	Prof. Mart Tamre	EE
Prof. Andrei Firsov	RU	Prof. Maryam Ehteshamzade	IR
Prof. Andrzej Golabczak	PL	Prof. Michael Evan Goodsite	DK
Prof. Anita Jansone	LV	Prof. Movluzade Vagif Zahid	AZ
Prof. Aude Billard	CH	Prof. Natasa Naprstkova	CZ
Prof. Bojan Dolšak	SI	Prof. Oana Dodun	RO
Prof. Christian Marut	LI	Prof. Oleg Sharkov	RU
Prof. Dale Carnegie	NZ	Prof. Páll Jönsson	IS
Prof. Ernest Nazarian	AM	Prof. Patrick Anderson	NL
Prof. Esam Husein	KW	Prof. Paul Heuschling	LU
Prof. Ewa Gunnarsson	SW	Prof. Pavel Kovac	RS
Prof. Filipe Samuel Silva	PT	Prof. Per Skjerpe	NO
Prof. Francisco Martínez Pérez	CU	Prof. Péter Korondi	HU
Prof. Franz Haas	AT	Prof. Peter Kostal	SK
Prof. Genadii Bagliak	UA	Prof. Juan Alberto Montano	MX
Prof. Georg Frey	DE	Prof. Raul Turmanidze	GE
Prof. Gregory Gurevich	IL	Prof. Renato Goulart	BR
Prof. Haydar Odinaev	TJ	Prof. Roumen Petrov	BE
Prof. Hiroyuki Moriyama	JP	Prof. Rubén Darío Vásquez Salazar	CO
Prof. Dr. Ilir Doçi	Ko	Prof. Safet Isić	BA
Prof. Iryna Charniak	BY	Prof. Sean Loon	IE
Prof. Ivan Svare	CZ	Prof. Shi Xiaowei	CN
Prof. Ivica Veza	HR	Prof. Shoirzhan Karimov	UZ
Prof. Jae-Young Kim	KR	Prof. Sreten Savičević	ME
Prof. Jerzy Jedzejewski	PL	Prof. Stefan Dimov	UK
Prof. Jean-Emmanuel Broquin	FR	Prof. Svetlana Gubenko	UA
Prof. Jordi Romeu Garbí	ES	Prof. Sveto Cvetkovski	MK
Prof. Jukka Tuukur	FI	Prof. Tamaz Megrelidze	GE
Prof. Katia Vutova	BG	Prof. Tashtanbay Sartov	KG
Prof. Kazimieras Juzėnas	LT	Prof. Teimuraz Kochadze	GE
Prof. Krasimir Marchev	USA	Prof. Thorsten Schmidt	DE
Prof. Krzysztof Rokosz	PL	Prof. Tonci Mikac	HR
Prof. Leon Kukiella	PL	Prof. Vasile Cartofeanu	MD
Prof. Mahmoud El Gammal	EG	Prof. Yasar Pancar	TR
Prof. Manolacos Dimitrios	GR	Prof. Yuriy Kuznetsov	UA
Prof. Marat Ibatov	KZ	Prof. Wei Hua Ho	ZA
Prof. Marco Boccidone	IT		

## CONTENTS

### MACHINES

<b>EVALUATION OF ENGINEERING SOLUTIONS IN WINE PRODUCTION</b> Prof. Dr Eng. Vukojević M., Ass. Prof. Dr Eng. Sibalić N., Dr Eng. Đamjanović M., Eng. Vasković N. ....	576
<b>METHODS AND RESULTS OF EXPERIMENTAL RESEARCHES MACHINES FOR AUTOMATIC SORTING EGGS ON THE BASIS OF THE TECHNICAL VISION SYSTEM</b> J. Alirhanov, Zh. Shynbay, A. Moldazhanov, A. Kalmakhanbetova, P. Daskalov .....	380
<b>FINITE ELEMENT ANALYSIS OF STRESS OF VEHICLES FRICTION CLUTCH DIAPHRAGM</b> Ph.D. Simeon Simeonov, Ph.D. Petar Simonovski, Ph.D. Nikola Avramovski, Ph.D. Dejan Mirkovski, M.Sc. Sasko Milev, Ph.D. Marija Čekerevska .....	384
<b>MATERIAL DEFORMATION ANALYSIS IN BRIDGE CRANE DURING TRAVEL MOTION WITH FULL LOADING</b> Prof.ase. Brajč Mirind, Prof.dr. Dođi Ilić, Prof.ase. Kyçyka Azem, Msc. Morina Blerim .....	389

### TECHNOLOGIES

<b>INVESTIGATION OF THE PRODUCTION PROCESS OF TWO-LAYER POWDER PERMEABLE MATERIALS BY THE ION-PLASMA SPUTTERING METHOD</b> Prof., Dr. Eng., Cor. Member of NAS of Belarus Ilyushchenko A., PhD of phys. and mathem. Andreyev M.A., Prof., Dr. Eng., Kaptsevich V., Cand. Eng., Doonat Kusin R., Charniak I., Zhehadzyna D. ....	393
<b>FINITE ELEMENT MODELING OF INCREMENTAL SHEET METAL FORMING OF ALUMINUM ALLOY AL 1100</b> Samad Nadimi Bavit Oliaei, PhD, Mahmoodreza Eivazzadeh, M.Sc., Samad Dadvandipour, PhD. ....	397
<b>THE INDUSTRIAL TEST OF CONCENTRATION OF CONCENTRATION OF SLOWLY COOLED CONVERTER SLAG</b> Kalirbekova A.A., Ospanova A.S., Kuzova R.A., Lentschik J. ....	401
<b>EXPERIMENTAL INVESTIGATION AND FUZZY LOGIC MODELING OF 8X8 CM<sup>2</sup> MEMBRANE PERFORMANCE OF MICROBIAL FUEL CELL</b> Assist. Prof. Dr. Ali Serhat E., Sadik A., Assist. Prof. Dr. Yusuf Y., Assist. Prof. Dr. Gırol Ö., Melike D., Keman E., Assist. Prof. Dr. Kavser D. ....	404
<b>HYDROPHILIC NANOSTRUCTURE FORMATION ON THE TITANIUM SURFACE BY DIRECT LASER IRRADIATION</b> B.Sc.Phys. Zaimis U., Dr.Sc.Biol. Aleksejeva J.V., M.Sc. St. Aleksejevs R., Prof. Dr.Sc.Math. Guseynov Sh.E. ....	407

### MATERIALS

<b>STRUCTURE, MECHANICAL PROPERTIES AND CORROSION RESISTANCE OF MAGNESIUM ALLOY WE43 AFTER EQUAL-CHANNEL ANGULAR PRESSING</b> PhD student Martynenko N.S., PhD Lukyanova E.A., PhD student Tokar A.A., Prof. Dr. Sci. Raab G.I., Prof. Birbilis N., Prof. Dr. Sci. Dobatkin S.V., Prof. PhD Estrin Ya.Z. ....	413
<b>MECHANICAL PROPERTIES OF STEELS WITH DIFFUSIONAL ZINC COATING OBTAINED BY NANOGALVANIZING PROCESS</b> Galın R., Zakharievich D., Yankov E., Fackachev S., Semenov V. ....	417
<b>INVESTIGATION OF HEAT RESISTANCE AND STRUCTURE OF LAYERED REFRACTORY COMPOSITES REINFORCED BY CHEMICAL COMPOUNDS WITH SILICON, CARBON, AND BORON</b> Cand. of tech. sci., Head of the lab., Kilko V., Cand. of tech. sci., Res. Prokhorov D., Post-grad. st., Junior res., Stroganova T., Post-grad. st., Junior res., Zheltyukova I., Cand. of tech. sci., Res. Ershov A., Cand. of tech. sci., Senior res., Korzhov V. ....	421
<b>THE INFLUENCE OF SULFONE-T FIBER CONTENT ON TECHNICAL CHARACTERISTICS OF ORGANOPLASTICS BASED ON AROMATIC POLYAMIDE</b> Prof., Dr. Eng. Burya A.I., Jr. R. Naberezhnaya O.A., Jr. R. Kalinichenko S.V. ....	425

## FINITE ELEMENT ANALYSIS OF STRESS OF VEHICLES FRICTION CLUTCH DIAPHRAGM

Ph.D. Simeon Simeonov<sup>1\*</sup>, Ph.D. Petar Simirovski<sup>2\*</sup>, Ph.D. Nikola Avramovski<sup>2\*</sup>, Ph.D. Dejan Mirakovski<sup>1\*</sup>, M.Sc. Saska Miller<sup>1\*</sup> and Ph.D. Marija Cekarowska<sup>1\*</sup>

<sup>1\*</sup> Faculty of Mechanical Engineering - Goce Delchev University in Stip, Macedonia

<sup>2\*</sup> Faculty of Mechanical Engineering - St. Cyril and Methodius University in Skopje, Macedonia

<sup>3\*</sup> Faculty of Natural and Technical Sciences - Goce Delchev University in Stip, Macedonia

E-mail: simeon.simeonov@ugd.edu.mk

**Abstract:** A friction clutch is mechanical assemblies built between the engine and transmission, that with friction transfers torque from the driving part to the driven (working) part (engine gearbox and other transmission). A diaphragm spring is one of the key component of a clutch assembly. A diaphragm spring is place to high stress concentration in driving condition, this is often the cause of cracks and crashes spring. The stress of a diaphragm spring is analyzed by finite element method, measurement of stress and performed compare to stress obtained by expressions on Almen-Laszlo.

**Keywords:** CLUTCH FORCE, DIAPHRAGM SPRING, EXPRESSIONS OF ALMEN AND LASZLO, FRICTION CLUTCH

### 1. Introduction

By pressing on diaphragm spring, it creates the pressing force between driving disc, flywheel and pressure plate. With sufficient pressing force, a torque is transmitted from the flywheel to the transmission through the clutch. The centre portion of the diaphragm spring is slit into numerous fingers that act as release levers (unblock). When the clutch is disengagement the fingers are moved forward by the release bearing. It is occur separation of the driving disc and pressure plate from flywheel and thus prevents rotation of the driving disc.(Fig.1)

Diaphragm spring has not-linear characteristics between load (force) and deflection, compared to the helical compressed springs (not a straight-line characteristic), this allows one compact assembly. The change to pressing force is in certain limits by wearing of the friction linings, as helical compressed springs force declines. Excluded force is smaller in comparison with helical compressed springs (Fig 2). [2], [5], [4]

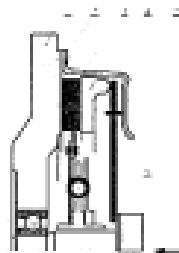


Fig.1. Clutch components: 1. Flywheel 2. Clutch cover 3. Driving disc 4. Pressure plate 5. Diaphragm spring 6. Release bearing

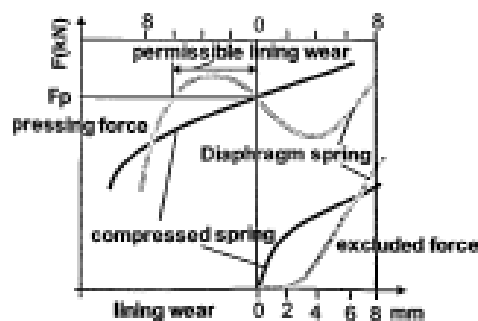


Fig.2. Pressing force and excluded force

Diaphragm spring is exposed to dynamic loads, increasing the number of changes the dynamic strength of the spring decreases. Dynamic strength of the spring is determined by Weller. Specimens are examined of the exactly same shape, size and quality. They undergo different variables loadings at break of the material. Thus obtained Weller curve from which can be determined dynamic strength.

The stress distribution across the radial width (tangential stresses) of the diaphragm spring is shown in Fig.3, [3].

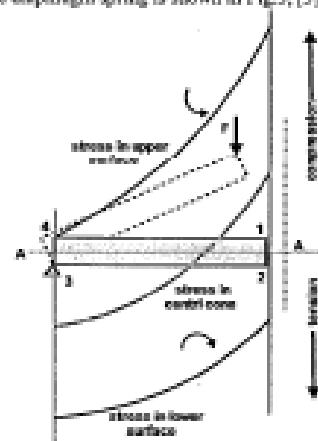


Fig.3. Stress-deflection

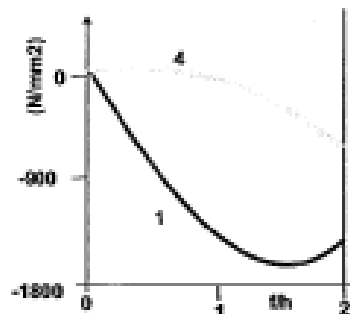


Fig.3a. Stress-deflection/height of diaphragm spring. Curve 1 for the upper edge of the inner circumference. Curve 4 for the upper edge of the outer circumference.

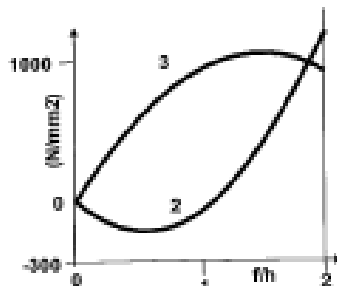


Fig. 3b. Stress-deflection/height of diaphragm spring. Curve 2 for the lower edge of the inner circumference. Curve 1 for the lower edge of the outer circumference.

**2. Research**

The purpose of this research is to calculate the stresses at static and dynamic loads on diaphragm spring. This calculation would have performed by expressions on ALMEN-LASZLO, calculation by finite element method and measurement of force and stress with suitable measuring equipment.

**2.1 Calculation of force and stress with expressions of Almen and Laszlo's theory**

Calculation of the stresses of the diaphragm spring were conducted with expressions of Almen and Laszlo's theory for calculation of diaphragm springs (Fig.4) [7], [6], [1]:

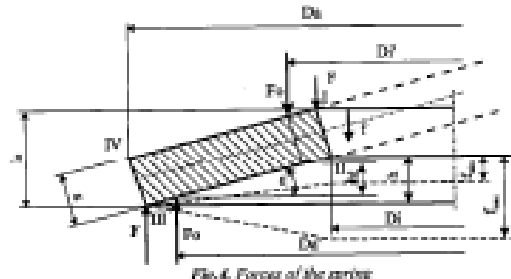


Fig. 4. Forces of the spring

-Angle bending:

$$\epsilon_1 = \epsilon \frac{\pi}{180} \quad (\text{rad}) \quad (1)$$

where:  $\epsilon$  - angle bending, degree,  $\epsilon_1$  - angle bending, radian

- Height of diaphragm spring:

$$h = \frac{D_0 - D_1}{2} \tan \epsilon \quad (\text{mm}) \quad (2)$$

where:  $D_0$  - outside diameter,  $D_1$  - inner diameter

- Relationship of diameters diaphragm spring:

$$\delta = D_0/D_1 \quad (3)$$

- Coefficients  $\alpha$ ,  $k_1$ ,  $k_2$ ,  $k_3$  are defined as follows :

$$\alpha = d \frac{E}{1 - \mu^2} \quad (4a)$$

$$k_1 = \frac{1}{\pi} \frac{\left(\frac{\delta - 1}{\delta}\right)^2}{\left(\frac{\delta + 1}{\delta - 1}\right) - \frac{2}{\ln(\delta)}} \quad (4b)$$

$$k_2 = \frac{1}{\pi} \cdot \frac{6}{\ln(\delta)} \cdot \frac{\delta - 1}{\ln(\delta)} - 1 \quad (4c)$$

$$k_3 = \frac{1}{\pi} \cdot \frac{6}{\ln(\delta)} \cdot \frac{\delta - 1}{2} \quad (4d)$$

$$k_4 = \frac{D_0 - D_1}{D_{0d} - D_{1d}} \quad (4e)$$

$$p = \sqrt{9 \cdot h^2 - \delta(h^2 + s^2)} \quad (4f)$$

$$f_{max} = (3h + p)/3 \quad (\text{mm}) \quad (4g)$$

$$f_{min} = (3h - p)/3 \quad (\text{mm}) \quad (4h)$$

The variable in equation (4) are as follows:

$\alpha$  - Coefficient of elasticity of the spring material, N/mm<sup>2</sup>.  
 E-Module of elasticity, N/mm<sup>2</sup>.  
 $\mu$  - Poisson number of spring steel.  
 $D_0$  - internal diameter of the diaphragm spring with supporting points.  
 $D_1$  - outside diameter of the diaphragm spring with supporting points.  
 $f$  - deflection.  
 $f_{max}$  and  $f_{min}$  - deflection for extreme values of  $F_{01}$ .

- Calculation of stress for the corresponding positions (N/mm<sup>2</sup>):

$$\sigma_{11} = \alpha \cdot \frac{s^2}{k_1 \cdot D_0^2} \cdot \frac{f_1}{s} \left[ -k_2 \left( \frac{h}{s} - \frac{f_1}{2 \cdot s} \right) - k_3 \right] \quad (5.1)$$

$$\sigma_{12} = \alpha \cdot \frac{s^2}{k_1 \cdot D_0^2} \cdot \frac{f_2}{s^2} \left[ -k_2 \left( \frac{h}{s} - \frac{f_2}{2 \cdot s} \right) + k_3 \right] \quad (5.2)$$

$$\sigma_{13} = \alpha \cdot \frac{s^2}{k_1 \cdot D_0^2} \cdot \frac{f_3}{s} \cdot \frac{1}{\delta} \left[ (2k_2 - k_3) \left( \frac{h}{s} - \frac{f_3}{2 \cdot s} \right) + k_3 \right]$$

$$\sigma_{14} = \alpha \cdot \frac{s^2}{k_1 \cdot D_0^2} \cdot \frac{f_4}{s} \cdot \frac{1}{\delta} \left[ (2 \cdot k_2 - k_3) \cdot \left( \frac{h}{s} - \frac{f_4}{2 \cdot s} \right) - k_3 \right] \quad (5.3)$$

$$(5.4)$$

where  $s$  - spring thickness.

- Pressure force on the diaphragm spring with supporting points is :

$$F(f) = \alpha \cdot k_3 \cdot \frac{s^4}{D_0^2 \cdot k_1} \cdot \frac{f}{s} \left[ \left( \frac{h}{s} - \frac{f}{s} \right) \left( \frac{h}{s} - \frac{f}{2 \cdot s} \right) + 1 \right] \quad (6)$$

The diagram of change on pressing force of spring, and spring with supporting points depending of deflection has been shown in Fig.5.

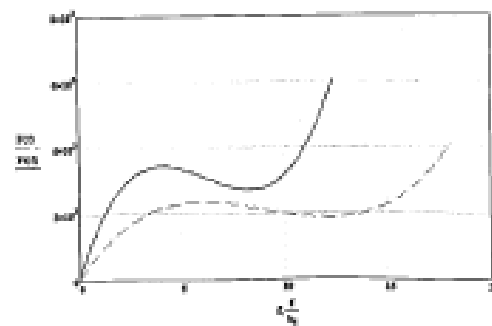


Fig.3. Diagram of the spring force (---) and the clutch force (—) - Calculation of dynamic spring stress

Deflection at disengagement of clutch-control point  $f_{cl}$  is a sum of the height of diaphragm spring-h and the deflection from flat position on the spring to position disengagement of the clutch -  $\delta_f$   
 $f_{cl} = h + \delta_f$  (mm) (7)

where  $\delta_f = \frac{D_0 - Df}{D_0 - d} \cdot l$  and  $l$  is path of clutch disengaging

- stress in point 3

- upper stress (OFF-deflection  $f_{cl}$ ) is :

$$\sigma_s = \alpha \cdot \frac{s^2}{k_f \cdot D_0^2} \cdot \frac{f_{cl}}{s} \cdot \frac{l}{\delta} \left[ (2 \cdot k_s \cdot k_f - k_s) \cdot \left( \frac{h}{s} - \frac{f_{cl}}{2 \cdot s} \right) + k_s \right] \quad (8)$$

Lower stress (stress in point 3 at deflection  $f=h$ )

$$\sigma_d = \sigma_{s,2} \quad (9)$$

- Dynamic stress is :

$$\sigma_d = \sigma_s \cdot \frac{4}{7} \quad (10)$$

The calculation is performed on diaphragm spring for vehicles, from material (50CrV4-1.8159) and with next parameters:

$D_0 = 313$ [mm]-internal diameter of diaphragm spring,

$D_1 = 395$ [mm]-outer diameter of diaphragm spring,

$s = 5.21$ [mm]-spring thickness,

$E = 206000$ [N/mm<sup>2</sup>]-Module of elasticity of the steel

$\mu = 0.3$ -Poisson number of spring steel,

$D_1 = 336$ [mm]-internal diameter of the diaphragm spring with supporting points

$D_2 = 302$ [mm]-outer diameter of the diaphragm spring with supporting points,

$\delta = 12$ [mm]-path of clutch disengaging,

$d = 120$  [mm] released bearing diameter,

$k_f = 0.95$ - efficiency coefficient.

The static stress is largest in point 1 and dynamic stress is largest in point 2 or 3, where plastic deformations of material occurs. In which point will has greater stress, it will depend on the ratio  $D_1/D_0$  and  $h_p/s \geq 1.4$ .

The results are given in the Table 1, 2 and 3.

Table 1: Pressing force and stress on the spring.

	FFi (mm)	FFi (N)	$\sigma_{s,1}$ (N/mm <sup>2</sup> )	$\sigma_{s,2}$ (N/mm <sup>2</sup> )	$\sigma_{s,3}$ (N/mm <sup>2</sup> )	$\sigma_{d,3}$ (N/mm <sup>2</sup> )
$F_{max}$	12.16	18590	-1736	497	1415	-354
$F_h$	9.01	21070	-1534	135	1260	- 62
$F_{min}$	-6.02	23550	-1172	-67.4	968	9)

Table 2 : Pressure force on spring support

$F_{max} = F_{max} \cdot k_f$	4.109	$F_{max} = F_{max} \cdot k_f$	34477
$F_h = h \cdot k_f$	6.207	$F_h = F_h \cdot k_f$	30846
$F_{min} = F_{min} \cdot k_f$	8.306	$F_{min} = F_{min} \cdot k_f$	27215
mm	N		

Table 3: Dynamic stress

point	2	3
Upper stress	571.8	1428
Lower stress	177.8	1260.6
Dynamic stress	449.8	707.7
Durability dynamic strength	770 N/mm <sup>2</sup>	

## 2.2 Estimate on stresses of the diaphragm spring with Finite Element Method (FEM)

In the used software package are included: drawing from the spring, dimensions, material, heat treatment (hardness) in the past two days of work the software package. A calculation is made with FEM, with 123845 nodes, the system gives the results of the change in stress from deflection[5].

Table 4 gives the results on the change on the stress dependence from deflection with finite elements.

Table 4: Results from calculated stress with FEM

f (mm)	2,72	5,44	8,16	9,1	10,9	12,6	13,6
$\sigma$ (N/mm <sup>2</sup> )	375	740	1020	1055	1140	1140	850



Fig. 4. Mesh of spring calculation. The mesh of the spring is divided into 21 parts and for each part is measured the stress on the underside of the spring.

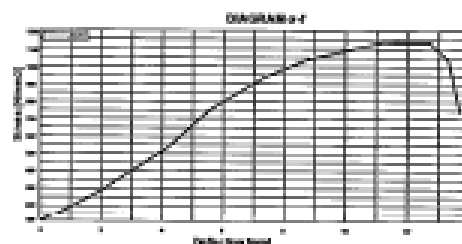


Fig. 5. Stress change depending on the deflection, calculated by FE for 0277

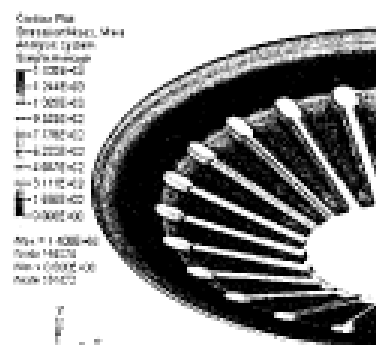


Fig. 6a. The stress distributing of the lower surface of the spring




Fig. 6b. The tangential stress of the lower surface of the finger

2.3 Estimate on stresses of the diaphragm spring with experimental measurement

Measurement of the force is made on the exam table (Fig.9) and with adding to the measured system is measured stress on the diaphragm spring (Fig.10a and 10b)

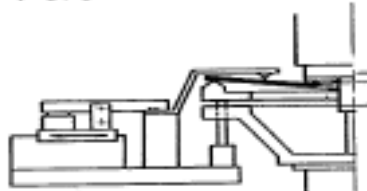


Fig.9. Diaphragm spring in disengagement position of the spring

Measuring tapes are mounted on spring 6mm of outer and inner diameter, ie Ø383mm (measured tangential stress) and Ø325mm.



Fig.10a. Diaphragm spring with measuring tapes



Fig.10b. Diaphragm spring with measuring tapes and test table




Fig.11. Diagram stress - time  
Changing on measurement stress in a period of time is the ordinate and the time is the abscissa of the diagram.

Table 5: Value of stress  $\sigma_{\text{test,315AL}}$ -stress calculated using expressions of Almen Laszlo' theory,  $\sigma_{\text{test,315FEM}}$ -stress estimated with Finite Element Method,  $\sigma_{\text{test,315EXP}}$ -stress estimated with experimental measurement. All true values for the stress are expressed in N/mm<sup>2</sup>

$\delta(s)$	4,17	4,27	4,37	4,47	4,52	4,57
$f_{(20)} \text{ mm}$	2,72	5,44	8,16	10,9	12,6	13,6
$f_{(75)} \text{ mm}$	2,06	4,12	6,16	8,23	9,53	10,3
$\sigma_{\text{test,315 AL}}$	319	719	984	1191	1290	1336
$\sigma_{\text{test,315 FEM}}$	375	740	1020	1140	1140	850
$\sigma_{\text{test,315 EXP}}$	356	903	1231	1252	1253	1211

Table 6 deflection the calculated in relative to the measured stresses

$F_i \text{ (mm)}$	2,72	5,44	8,16	9,1	10,9	12,6	13,6
$R_i$	1,09	0,79	0,80	0,85	0,95	1,03	1,1
$R_k$	1,04	0,82	0,83	0,88	0,91	0,91	0,70

From the results shown in the table can be determined deviations from the calculated stresses in relation to the measured stresses:

$$R_i = \frac{\sigma_{\text{test,315 AL}}}{\sigma_{\text{test,315 EXP}}} = \frac{1065}{1243} = 0,85$$

$$R_k = \frac{\sigma_{\text{test,315 FEM}}}{\sigma_{\text{test,315 EXP}}} = \frac{1085}{1243,5} = 0,88$$

3. Analysis of resultants and conclusions

From the deviations shown in the table can be concluded: there is deflection. Important is at higher loadings, and that's when the clutch is mounted in the vehicle (the spring is in a flat position - deflection 9,1mm) and when the clutch is disengaged, (spring has a maximum deflection 12,6mm), the deviations on the stress that is measured there is deviations 0,8%. Deviations of the calculated values in the expressions Almen-Laszlo in relation to the measured value of stress is (-15 + +3)%, it is considered to be relatively good. Deviations of the calculated stresses by the method of finite element in relation to the measured value of stresses are (-12 + -9) %, these results are quite satisfying.

Figure 12 shows a diagram of the change of the stress depending on the deflection of measured, calculated stresses after the expression ALMEN-LASZLO and calculated stresses method finite element.

The curve obtained by Almen-Laszlo equation deviates from the curve obtained by measuring. There is no similarity between these two curves because the stress increases gradually, according to the Almen-Laszlo equation, depending from the deflection. Deflection in a flat position is -15%, and when the deflection is maximum deviation is +3%.

There is similarity between the curve obtained by FEM and the measurement curve, and it is good, but there are certain derogations. Deviation in flat position is -12% and in position at maximum deflection deviation is +5%. Reason for this derogation can be: the number of finite elements used in FEM, the quality of the spring (the material, its strength, hardness, quality workmanship, shot peening on the surface of the upper and /or lower side, dimensional derogation etc.). More of these parameters on the quality of the spring can not be taken in consideration when the calculation is performed by FEM.



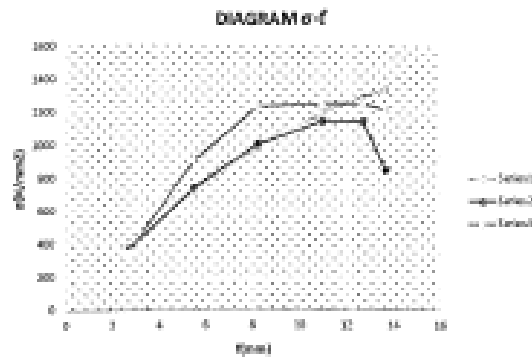


Fig. 12. Stress change depending on the deflection of calculated and measured stress. Series 1-after the calculating AL; Series 2-after the calculating FEM; Series 3-measured EXP

### References

- [1] Kaya, N. Optimal design of an automotive diaphragmspring with fatigue resistance. *International Journal of Vehicle Design*. (2006) 126-43. Vol.140.
- [2] Nurney, Malcolm J. *Light and Heavy Vehicle Technology* 4<sup>th</sup> ed. (2001) Elsevier Ltd., London.
- [3] Almen J.C. and Laszio A. (1936). The Uniform-Section Disk Spring. (1936), *ASME* 58.
- [4] *Mubea Disc Spring Handbook*. (1992). Catalogue.
- [5] Nam W., Lee H., Choi Y.C. and Kwon D.J. *Finite Element Analysis and Optimal Design of Automobile Clutch Diaphragmspring*. FISITA World Automotive Congress, Seoul, 2000-05-0123
- [6] Vulkan Volimir Z. *Springs*, (1991), Buzjivo
- [7] Zirk M., Hauser M., Wolter R. and Sheel R. *Clutch and Release system* (2006), 8th LuK Symposium