

International journal
for science, technics and
innovations for the industry



MACHINES
TECHNOLOGIES
MATERIALS

YEAR XI **Issue 11** / 2017 **ISSN PRINT 1313-0226**
ISSN WEB 1314-507X



Published by
Scientific technical
Union of Mechanical Engineering "INDUSTRY 4.0"



MACHINES. TECHNOLOGIES. MATERIALS

INTERNATIONAL SCIENTIFIC JOURNAL

PUBLISHER

SCIENTIFIC TECHNICAL UNION OF MECHANICAL ENGINEERING “INDUSTRY 4.0”

108, Rakovski Str., 1000 Sofia, Bulgaria

tel. (+359 2) 987 72 90,

tel./fax (+359 2) 986 22 40,

office@stumejournals.com

www.stumejournals.com

ISSN PRINT 1313-0226, ISSN WEB 1314-507X, YEAR XI, ISSUE 11 / 2017

EDITOR-IN-CHIEF

Prof. D.Sc. DHC Georgi Popov,

President of Bulgarian Scientific and Technical Union of Mechanical Engineering

EDITORIAL BOARD

MEMBERS

SCIENTIFIC COMPETENCE

Prof. Dimitar Damyanov	Automatisation of production
Prof. Dimitar Karaivanov	Mechanics of machines
Prof. Dimitar Stavrev	Technologies and materials
Prof. Dimitar Yonchev	National and industrial security
Prof. Galina Nikolcheva	Machines tools and technologies
Prof. Hristo Shehtov	Automatisation of production
Prof. Idilija Bachkova	Automatisation of production
Prof. Ivan Kralov	Mechanics of machines
Prof. Ivan Parshorov	Technologies and materials
Prof. Ivan Yanchev	Machines and technologies
Prof. Ivo Malakov	Automatisation of production
Prof. Kiril Angelov	Industrial Management
Prof. Lilo Kunchev	Transport Equipment and Technology
Prof. Lubomir Dimitrov	Machines and technologies
Prof. Miho Mihov	Agricultural machinery
Prof. Miroslav Denchev	Ergonomics and design
Prof. Mladen Velev	Economics and Marketing
Prof. Nikolay Diulgerov	Technologies and materials
Prof. Ognyan Andreev	Production management
Prof. Petar Kolev	Transport Equipment and Technology
Prof. Roman Zahariev	Robotics
Prof. Sasho Guergov	Robotic systems and technology
Prof. Tsanka Dikova	Technologies and materials
Prof. Vitan Galabov	Mechanics of machines



MACHINES. TECHNOLOGIES. MATERIALS

INTERNATIONAL SCIENTIFIC JOURNAL

ISSN PRINT 1313-0226, ISSN WEB 1314-507X, YEAR XI, ISSUE 11 / 2017

EDITORIAL BOARD FOREIGN MEMBERS

Prof. Adel Mahmoud	IQ	Prof. Marian Tolnay	SK
Prof. Ahmet Ertas	TR	Prof. Mark Easton	AU
Prof. Andonaq Londo	AL	Prof. Mart Tamre	EE
Prof. Andrei Firsov	RU	Prof. Maryam Ehteshamzade	IR
Prof. Andrzej Golabczak	PL	Prof. Michael Evan Goodsite	DK
Prof. Anita Jansone	LV	Prof. Movlazade Vagif Zahid	AZ
Prof. Aude Billard	CH	Prof. Natasa Naprstkova	CZ
Prof. Bojan Dolšak	SI	Prof. Oana Dodun	RO
Prof. Christian Marxt	LI	Prof. Oleg Sharkov	RU
Prof. Dale Carnegie	NZ	Prof. Páll Jensson	IS
Prof. Ernest Nazarian	AM	Prof. Patrick Anderson	NL
Prof. Esam Husein	KW	Prof. Paul Heuschling	LU
Prof. Ewa Gunnarsson	SW	Prof. Pavel Kovac	RS
Prof. Filipe Samuel Silva	PT	Prof. Per Skjerpe	NO
Prof. Francisco Martinez Perez	CU	Prof. Péter Korondi	HU
Prof. Franz Haas	AT	Prof. Peter Kostal	SK
Prof. Genadii Bagliuk	UA	Prof. Juan Alberto Montano	MX
Prof. Georg Frey	DE	Prof. Raul Turmanidze	GE
Prof. Gregory Gurevich	IL	Prof. Renato Goulart	BR
Prof. Haydar Odinaev	TJ	Prof. Roumen Petrov	BE
Prof. Hiroyuki Moriyama	JP	Prof. Rubén Darío Vásquez Salazar	CO
Prof. Dr. Ilir Doci	Ko	Prof. Safet Isić	BA
Prof. Iryna Charniak	BY	Prof. Sean Leen	IE
Prof. Ivan Svarc	CZ	Prof. Shi Xiaowei	CN
Prof. Ivica Veza	HR	Prof. Shoirdzan Karimov	UZ
Prof. Jae-Young Kim	KR	Prof. Sreten Savićević	ME
Prof. Jerzy Jedzejewski	PL	Prof. Stefan Dimov	UK
Prof. Jean-Emmanuel Broquin	FR	Prof. Svetlana Gubenko	UA
Prof. Jordi Romeu Garbi	ES	Prof. Sveto Cvetkovski	MK
Prof. Jukka Tuhkuri	FI	Prof. Tamaz Megrelidze	GE
Prof. Katia Vutova	BG	Prof. Tashtanbay Sartov	KG
Prof. Kazimieras Juzėnas	LT	Prof. Teimuraz Kochadze	GE
Prof. Krasimir Marchev	USA	Prof. Thorsten Schmidt	DE
Prof. Krzysztof Rokosz	PL	Prof. Tonci Mikac	HR
Prof. Leon Kukielka	PL	Prof. Vasile Cartofeanu	MD
Prof. Mahmoud El Gammal	EG	Prof. Yasar Pancar	TR
Prof. Manolakos Dimitrios	GR	Prof. Yuriy Kuznetsov	UA
Prof. Marat Ibatov	KZ	Prof. Wei Hua Ho	ZA
Prof. Marco Bocciolone	IT		

CONTENTS

MACHINES

FOURTH INDUSTRIAL REVOLUTION. ROBOTS AND PRODUCTION AUTOMATION WITH ELEMENTS OF ARTIFICIAL INTELLIGENCE Prof. Pavlov, V, Phd, Avishay, D. Phd, Pavlova, G	507
PATH PLANNING AND COLLISION AVOIDANCE REGIME FOR A MULTI-AGENT SYSTEM IN INDUSTRIAL ROBOTICS MSc. Ivan Gochev, MSc. Gorjan Nadzinski, Prof. DSc Mile Stankovski	511
PRINCIPLES OF DESIGNING AND DEVELOPING INTELLIGENT MANUFACTURING SYSTEMS OF PACKAGING Prof. dr. Palchevskiy B., PhD. Krestyanpol O., PhD. Krestyanpo L.	515
VEHICLES AND EXHAUST EMISSION: A REVIEW OF THE TECHNOLOGICAL IMPROVEMENTS assistant professor dr. Angelevska B., full professor dr. Atanasova V.	520

TECHNOLOGIES

ANALYSIS OF MANUFACTURING SYSTEMS WITH USE OF SIMULATION SOFTWARE doc. Ing. P. Košťál, PhD. & doc. Ing. Š. Václav, PhD. & Ing. D. Michal & Ing. Š. Lecký	525
INFLUENCE OF FRICTION COEFFICIENT ON MECHANICAL PROPERTIES IN PROCESS OF COLD BULK FORMING Ass. Prof. dr. Leo Gusel, Ass. Prof. dr. Rebeka Rudolf	529
IMPROVEMENT OF TECHNOLOGIES FOR THE DEVELOPMENT OF MODERN RAIL AUTOMATION SYSTEMS Assos. prof. Ph.D.(eng.) Kameniev Oleksandr, Assos. prof. Ph.D.(eng.) Lapko Anton, post grad. Sheheblykina Elena	533
PERFORMANCE OF GARMENT SEAMS STRENGTHENED WITH THERMOPLASTIC STITCHED REINFORCED TAPE Ph.D stud. Ass. M.Sc Golomeova S., Prof. Dr. Demboski G.	537
ANISOTROPY OF THE MECHANICAL PROPERTIES OF HOT ROLLED STEEL COILS FOR WELDED PIPES Prof. Dr. Maksuti Rr.	541
DATA COLLECTION AND ANALYSIS TO IDENTIFY THE TRAFFIC PROBLEMS OF THE EXISTING NETWORK AND APPLICATION OF SOFTWARE FOR SOLUTION PROPOSALS, A CASE STUDY Atanasova, V., PhD., M.Sc. Hadjipetkova, K., M.Sc. Ilievski, D.	545

MATERIALS

STRENGTHENING OF SURFACE LAYERS OF STEELS AND ALLOYS BY BORIDE COATINGS FORMED UNDER THE CONDITIONS OF AN EXTERNAL MAGNETIC FIELD Prof. Dr. Chernega S., Grinenko E., Krasovskiy M.	549
--	-----

PERFORMANCE OF GARMENT SEAMS STRENGTHENED WITH THERMOPLASTIC STITCHED REINFORCED TAPE

Ph.D stud. Ass. M.Sc Golomeova S.¹, Prof. Dr. Demboski G.²

¹Faculty of Technology, University "GoceDelcev"- Shtip, Macedonia

²Faculty of Technology and Metallurgy, University "Ss.Cyril and Methodius"- Skopje, Macedonia

Abstract: The purpose of this study was to evaluate the possibility of increasing seam performance by insertion of thermoplastic stitched reinforced tape in seam construction. The seam quality was evaluated by seam slippage, seam strength and seam efficiency. Two groups of specimens were investigated to determine the effect of thermoplastic stitched reinforced tape on seam quality. Specimens sewn according the standard were in the first group and specimens sewn by the industrial practice were in the second group. The obtained results show that with the insertion of thermoplastic stitched reinforced tape in the seam construction seam slippage strength increases in both groups of specimens, but the percentage of seam slippage increasing is higher for the group of specimens sewn according to the industrial practice. Seam efficiency is increased in the group of specimens sewn according to the industrial practice.

Key words: SEAM STRENGTH, SEAM SLIPPAGE, SEAM EFFICIENCY

1. Introduction

Seam slippage, seam strength and seam efficiency are the seam quality criteria which define a seam stability. There are various factors that can affect seam strength and seam efficiency. Many previous studies [1, 2] showed that seam strength and seam efficiency depend on the interrelationship of fabrics, threads, stitch and seam selection, and sewing conditions, which include: needle size, stitch density, appropriate operation, sewing machine setup etc. [3-10].

Many researchers have investigated seam slippage in order to determine the causes of this phenomenon and to find techniques to reduce or eliminate it. The obtained results show that, higher weft density, cover factor, yarn count of fabric yarns and lower weave factor lead to seam slippage decreasing [11-13]. Seam slippage may also be affected by stitch type, stitch density, width of seam allowance, fabric's sewing direction, seam type and size, type of sewing thread and thread tension.

In most of previous studies, researchers in their experiments were focused on increasing fabric resistance on seam slippage and seam breaking by fabric structure modification. A lesser number of studies were focused on seam slippage and seam breaking decreasing in garment production process by sewing parameters optimization and seam characteristics adaptation.

Investigation of techniques to reduce seam slippage and increase seam strength and seam efficiency in the garment during production process is very important for the development of high quality textile products. For this purpose, we used stitched reinforced tapes for fabric structure strengthening in the sewing area. These tapes are support materials from the group of thermoplastic interlining, which are used to increase the stability of textile materials and support the form of garment. Also, they can be used to improve the garment seam performance. The purpose of this paper is to examine the impact of thermoplastic stitched reinforced tapes on the performance of the seams.

2. Experimental part

In this study, 3 lightweight woven fabrics were investigated. The characteristics of fabrics used are given in Table 1.

Table 1. Characteristics of fabrics used in tests

Fabric	F1	F2	F3	
Composition	silk	pes	cot	
Weave	plain	plain	plain	
Yarn count (tex)	T _w	4	4	14
	T _{wf}	4	4	14
Yarn density (cm ⁻¹)	n _w	47	35	54
	n _{wf}	40	29	26
Yarn thickness (cm)	d _w	0.0075	0.0070	0.0135
	d _{wf}	0.0075	0.0070	0.0135
Cover factor	0.54	0.40	0.82	
Surface density (g/m ²)	28	47	114	

The surface density was measured according to the standard MKS BS EN 12127: 1998 yarn count according to the standard ISO 7211-5:1984 and MKS EN 1049-2: 2007 was used to determine yarn density. In the test, three thermoplastic stitched reinforced tapes produced by "Vantela"- Turkey were used, Figure 1. The first tape T1 is a lockstitch reinforced tape in sewing direction, and the other two tapes have lockstitches in bias direction. The tape T2 is additionally reinforced with a chain stitch and the tape T3 is additionally reinforced with a weaving tape.

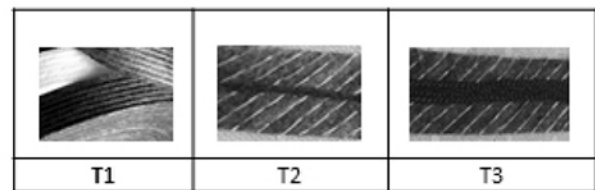


Fig. 1 Types of thermoplastic stitched reinforced tapes

The characteristics of the tapes are shown in Table 2. The fusing process was performed on a "Gygli" TPR8M751R machine at the

Table 2. Characteristics of thermoplastic stitched reinforced tapes used in the tests

	Tape T ₁	Tape T ₂	Tape T ₃
Composition	100% PES	100% PES	100% PES
Surface density of thermoplastic interlining	45 g/m ²	45 g/m ²	45 g/m ²
Substrate	Non-woven fabric	Non-woven fabric	Non-woven fabric
Reinforcement	Stitches parallel to seam	Stitches in bias direction	Stitches in bias direction
Additional reinforcement	None	Chain stitch	Woven tape

temperature of 135°C, 3 bar pressure for 13 seconds.

Seam slippage strength was determined using fixed opening method according to the standard ISO 13936-1:2004 for 3mm seam opening. Seam strength was measured according to the standard ISO 13935-2:2004 and fabric strength was measured according to the standard ISO 13934-2:2004. The test procedure involves extension of two specimens, one without seam and one with seam, and the results are two force/extension curves, Figure 2. The horizontal distance between force/extension curves is seam opening as the result of seam slippage. The ISO 13936-1 standard measures

seam slippage strength for fixed seam opening from 2-6mm. The measurement of seam slippage strength for 3mm seam opening was chosen as more rigorous criteria for high quality garment. If seam slippage strength is higher than 200N, then the result is reported as “no seam slippage”. All measurements were made with the tensile testing machine “Tinious Olsen” H5KT.




Fig.2 Force/Extension curves for specimen without seam and specimen with seam

Because the sewing parameters from the standard ISO 13936-1 do not correspond with the sewing parameters used in industrial practice, the seam slippage and the seam strength in two groups of test specimens were measured. In the first group, specimens were sewn according the standard, and in the second group specimens were sewn according the industrial experts instructions. According to standard, all type of fabrics were sewn together using the same sewing parameters, but according to the expert’s instructions, pieces of the testing fabric were sewn with different thread size and needle size number, in coordination to the weight and the composition of the fabrics, as shown in Table 3.

Table 3. Sewing parameters for specimens from the two test groups

	Fabric	F1	F2	F3
Sewing parameters according to ISO standard	Yarn count, tex	45±5	45±5	45±5
	Needle size, metric	90	90	90
	Stitch density, stitches/100 mm	50±2	50±2	50±2
Sewing parameters according to industrial practice	Yarn count, tex (Tkt)	18 (180)	21 (150)	30 (100)
	Needle size, metric	60	65	75
	Stitch density, stitches/100 mm	50	50	50

Legend: Tkt- thread ticket number

The only common parameter for these two groups was stitch density. Specimens were sewn in warp direction with a high speed sewing machine Juki DDL 9000b-s using polyester core-spun sewing threads.

3. Results and discussion

Thermoplastic stitched reinforced tapes were fused onto the seam area of testing specimens. Under the same conditions, specimens without thermoplastic tapes were prepared and tested. Obtained results for seam slippage strength, fabric strength, and seam strength and calculated results for seam efficiency are shown in Table 4 and Table 5, for two test groups of specimens. The

results shown in Table 4 and Table 5 are mean values calculated from five specimens.

Table 4. Fabric strength, seam slippage strength, seam strength and seam efficiency for specimens sewn according to standard

Fabric	Fabric strength, N	Seam slippage strength, N	Cv, %	Seam strength, N	Cv, %	Seam efficiency, %
F1	88.7	28.46	25.0	65.54	3.98	73.93
F1/T1		34.39	43.0	61.78	13.5	69.65
F1/T2		30.75	18.9	57.02	3.60	64.28
F1/T3		30.24	11.5	48.32	9.25	54.47
F2	343	16.08	9.03	37.68	67.7	10.98
F2/T1		24.64	8.00	51.36	5.84	14.97
F2/T2		24.96	10.2	50.80	16.7	14.81
F2/T3		27.68	7.80	42.32	10.5	12.34
F3	182.4	83.8	19.3	167.28	4.82	91.71
F3/T1		94.76	23.3	171.04	0.05	93.77
F3/T2		95.16	11.9	167.64	5.07	91.91
F3/T3		91.72	22.9	161.88	5.55	88.75

Legend: F-fabric, T1, T2, T3- thermoplastic stitched reinforced tape

Table 5. Fabric strength, seam slippage strength, seam strength and seam efficiency for specimens sewn according to industrial practice

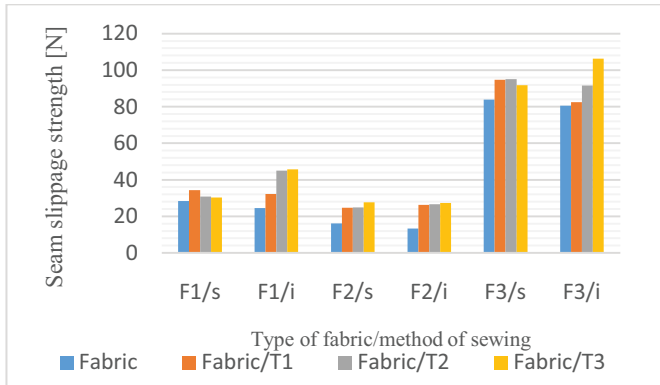
Fabric	Fabric strength, N	Seam slippage strength, N	Cv, %	Seam strength, N	Cv, %	Seam efficiency, %
F1	88.7	24.54	11.4	60.32	8.22	68.00
F1/T1		32.24	6.73	61.12	4.56	68.90
F1/T2		44.97	13.1	61.77	2.12	69.64
F1/T3		45.65	6.98	61.17	5.23	68.96
F2	343	13.28	5.34	20.96	2.17	6.11
F2/T1		26.24	9.18	87.83	11.5	25.61
F2/T2		26.60	8.00	94.2	11.1	27.46
F2/T3		27.28	12.2	102.9	10.4	30.00
F3	182.4	80.60	14.8	163.2	3.54	89.47
F3/T1		82.4	2.05	168.2	4.76	92.21
F3/T2		91.64	5.9	175.4	5.41	96.18
F3/T3		106.2	4.97	177.4	2.27	97.26

Legend: F-fabric, T1, T2, T3- thermoplastic stitched reinforced tape

According to the results obtained for fabrics specimens, there is seam slippage at all three fabrics in both groups of specimens. The group of specimens sewn according to standard has higher seam slippage strength, seam strength and seam efficiency compared to the group of specimens sewn according to the industrial practice, for all three fabrics.

When the seam is under transversal load the seam deformation occurs, in fact, the stitch and the fabric are deformed and seam slippage occurs due to fabric deformation. In a standardized group of specimens, the sewing thread has higher yarn count and it needs higher extension force for seam deformation.

With insertion of thermoplastic stitched reinforced tape in seam construction seam slippage strength increases in both groups of specimens (Fig. 3).



Legend: F1, F2, F3- fabrics; iI-specimens sewn according to industrial practice; s- specimens sewn according to standard; T1, T2, T3- tapes.

Figure 3. Seam slippage strength of the fabrics with and without tape

In the fusing process, substrate of interlining is fused onto the fabric by thermoplastic polymer. One part of the polymer remains on the fabric surface, fuses the substrate and the fabric, and the other part of polymer migrates into the internal fabric structure through the interspaces of warp and weft yarns. The result of the fusing process is a fabric with higher bending rigidity, thickness and more closed structure. Warp and weft fabric yarns are fused together, the fabric structure consolidated and yarn slippage resistance increases. On the other hand, from the literature review we have knowledge that higher bending rigidity and thickness have positive impact on seam slippage reduction [14].

Generally, fused specimens sewn according to the industrial practice have higher seam slippage strength. In order to make a comparison between the two test groups, we calculated the percentage of seam slippage strength increasing of fused specimens, Table 6. Results in Table 5 show that the percentage of seam slippage strength increasing is higher for fabrics of lower cover factor. The fabric F2 has the lowest cover factor $C_f = 0.40$ and the highest percentage of seam slippage strength increasing, 53.23 – 72.14% in the standard test group of specimens and 97.59 – 105.42% in the group of specimens sewn according to industrial practice.

Table 6. Percentage of seam slippage strength increasing

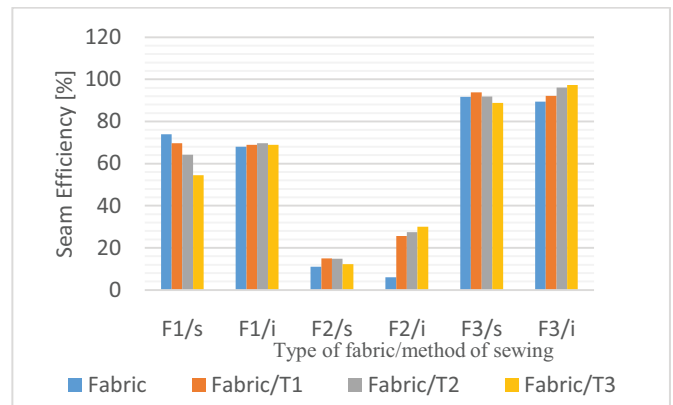
Fabric	C_f	Method	Seam slippage strength increasing (%)		
			Seam with tape T1	Seam with tape T2	Seam with tape T3
F1	0.54	S	20.8	8.04	6.25
		I	31.38	83.62	86.02
F2	0.40	S	53.23	55.22	72.14
		I	97.59	100.30	105.42
F3	0.82	S	13.07	13.55	9.3
		I	2.23	13.69	31.76

Legend: s- specimens sewn according to standard; i-specimens sewn according to industrial practice

The percentage of seam slippage strength increasing of fabric F1 with cover factor $C_f = 0.54$ is 6.25- 20.8% in the standard group of specimens, and 31.38 - 86.02% in the group of specimens sewn according to industrial practice. The fabric F3 has the highest cover factor $C_f = 0.82$ and the percentage of seam slippage strength increasing is 9.3-13.55% in the standard group of specimens, and 2.23-31.76% in the group of specimens sewn according to industrial practice. Fabrics with higher cover factor have greater coverage of the total fabric area with yarns [15], so a bigger part of thermoplastic polymer stays on the fabric surface and a smaller part migrates into the internal structure of fabrics. As the result of this,

there is smaller mutual weft and warp yarns fusing and they have a greater ability to slip, while fabrics with smaller cover factor have a more open structure and gaps between warp and weft fabrics yarns through which the thermoplastic polymer migrates into the internal structure of fabrics and fuses weft and warp yarns together. Therefore, the effect of thermoplastic stitched reinforced tape is higher for fabrics with a lower cover factor.

With the insertion of thermoplastic tapes in the seam structure, results show that seam efficiency is increased in the group of specimens sewn according to industrial practice. In the standard group of specimens there is seam efficiency increasing for fabric F2 and fabric F3 fused with tapes T1 and T2 and seam efficiency decreasing for fabrics F1 and F3 fused with the tape T1. The results of seam efficiency are shown in Figure 4.



Legend: F1, F2, F3- fabrics; i-specimens sewn according to industrial practice; s- specimens sewn according to standard; T1, T2, T3- tapes.

Figure 4. Seam efficiency of fabric with and without thermoplastic tape

The increase in seam efficiency is due to the strengthening of the fabric structure in the seam area. The percentage of seam efficiency increasing is shown in Table 7. The group of specimens sewn according to industrial practice has a higher percentage of seam efficiency increasing compared with the group of standardized specimens.

Table 7. Percentage of seam efficiency increasing

Fabric specimen	Seam efficiency increasing (%)		
	Seam with tape T1	Seam with tape T2	Seam with tape T3
F1 s	/	/	/
F1 i	1.32	2.40	1.41
F2 s	36.34	34.88	12.39
F2 i	319.14	349.42	391.00
F3 s	2.25	0.22	/
F3 i	3.06	7.5	8.7

Legend: s- specimens sewn according to standard; i-specimens sewn according to industrial practice

By increasing the fabric thickness and bending rigidity by fusing a thermoplastic tape, the needle penetration force (NPF) also increases during sewing. Also the needle penetration force increases proportionally with the needle size. A fabric with high needle penetration force and low fabric yarn mobility is more susceptible to damage during the sewing process. Because of the high fabric thickness and high needle penetration force, higher sewing thread size in the standardized group is subjected to greater friction during stitches formation, which conditionally reduces its strength. Fabric damage during the sewing process and lower thread strength causes seam efficiency decreasing of the fabric F1 in the standardized group. F1 is silk, lightweight fabric with lowest strength and in sewing it is susceptible to damage. Another indicator that the fabric F1 is subject to damage during the sewing process is a very low percentage 1.32-2.40% of seam efficiency increasing in the group of industrial practice.

From aforementioned explanation we can conclude that thermoplastic stitched reinforced tapes has greater effect for the seam slippage strength increasing than for the seam efficiency.

The influence of the thickness on the seam quality of fused specimens can be seen from the lower percentage of seam slippage strength increasing in the group of specimens sewn according to standard practice compared with the group of specimens sewn according to industrial practice.

4. Conclusion

In this study the effect of three types of thermoplastic stitched reinforced tapes on seam slippage and seam strength/seam efficiency were investigated. Three woven fabrics were tested and two test groups of specimens were prepared. In the first group specimens were sewn according to the standard, and in the second group specimens were sewn according the industrial practice.

According to the results obtained for fabrics specimens, seam slippage occurs at all three fabrics in both groups of specimens. The group of specimens sewn according to the standard has higher seam slippage strength, seam strength and seam efficiency compared with the group of specimens sewn according to the industrial practice, for all three fabrics. With the insertion of thermoplastic stitched reinforced tape in the seam construction seam slippage strength increases in both groups of specimens, but the percentage of seam slippage increasing is higher for the group of specimens sewn according to the industrial practice. The effect of thermoplastic stitched reinforce tapes on seam slippage is higher for fabrics with lower cover factor.

With the insertion of thermoplastic tapes in the seam structure, seam efficiency is increased in the group of specimens sewn according to the industrial practice. The percentage of seam efficiency increasing is from 1.32- 2.40 % for fabric F1, 319.14-391 % for fabric F2 and from 3.06-8.7% for F3, depending from type of tape used. In the standard group of specimens there is increasing of seam efficiency 12.39- 36.34% for fabric F2 and 2.25% and 0.22 % for fabric F3 fused with tapes T1 and T2, while seam efficiency was decreased for fabrics F1 and F3 fused with the tape T1. The effect of thermoplastic stitched reinforced tapes on the seam quality increasing is higher for the group of specimen sewn according to the industrial practice due to the selection of correct sewing parameters, seam thread and needle size. Generally, the results of measured properties for the group of specimens sewn according to the industrial practice have lower coefficients of variation, which means that these seams are more homogeneous and have higher quality.

All three tapes have the same effect, increase the resistance of fabrics to seam slippage, but the percentage of seam slippage strength increasing is different due to the different structure of the tapes. This will be the subject of further research.

5. References:

- [1] Behera B.K., Chand S., Singh T.G., Rathee P., Sewability of denim, *International Journal of Clothing Science and Technology*, Vol. 9(2), pp: 128-140.
- [2] Behera B.K., Shakun S, Snrabhi S., Choudhary S., Comparative assessment of low stress mechanical properties and sewability of cotton and cotton banana union fabric, *Asian Textile Journal*, 2000, Vol. 9(5), pp: 49-56.
- [3] Mukhopadhyay A., Sikka. M., Karmakar, A.K. Impact of laundering on the seam tensile properties of suiting fabric, *International Journal of Clothing Science and Technology*, 2004, Vol.16(4), pp: 94-103.
- [4] Bharani M. and Mahendra G. Characterization of Seam Strength and Seam Slippage of PC Blend Fabric with Plain Woven Structure and Finish, *Research Journal of Recent Sciences*, 2012, Vol. 1 (12), pp: 7-14.
- [5] Gersak J. and Knez B. Reduction in thread strength as a cause of loading in the sewing process, *International Journal of Clothing Science and Technology*, 1991, Vol.3(4), pp: 6- 12.
- [6] Sundaresan C., Sallhotra K.R., Hari P.K. Strength reduction in sewing threads during high speed sewing in industrial Lockstitch machine part II: Effect of thread and fabric properties, *International Journal of Clothing Science and Technology*, 1998, Vol. 10(1), pp: 64 -79.
- [7] Haghghat E., Etrati M.S. and Najar S.S. Evaluation of Woven Denim Fabric Sewability based on Needle Penetration Force, *Journal of Engineered Fibers and Fabrics*, 2014, Vol.9 (2).
- [8] Gurarda, A., Meric, B. The effects of elastane yarn type and fabric density on sewing needle penetration forces and seam damage, *Fibres and Textiles in Eastern Europe*, 2007, Vol.15 (4).
- [9] Kordoghli B., Cheikhrouhou M., Kacem Saidene C. Mechanical Behavior of Seam on Treated Fabrics, *Autex Research Journal*, 2009, Vol.9 (3).
- [10] Seetharam G., Nagarajan L. Evaluation of Sewing Performance of Plain Twill and Satin Fabrics, *Journal of Polymer and Textile Engineering*, 2014, Vol.1 (3), pp: 09-21.
- [11] Galuszynski S. Some Aspects of The Mechanism of Seam Slippage in Woven Fabrics, *Journal Textile Inst*, 1985, 76, pp: 425-433.
- [12] Gurarda A. and Meric B. Slippage and Grinning Behavior Of Lockstitch Seams in Elastic Fabrics under Cyclic Loading Conditions, *Tekstil ve Konfeksiyon*, 2010, Vol. 20(1), pp: 65-69.
- [13] Kalaoglu F. Investigation of performance of linings, *International Journal of Cloth Science Technology*, 2005, Vol. 17(3/4), pp: 171-178.
- [14] Mandal S. Studies on Seam Quality with Sewing Thread Size, Stitch Density and Fabric Properties, M.Sc. Thesis, Institute of Textiles & Clothing, The Hong Kong Polytechnic University, 2008.
- [15] Miguel R.A.L., Lucas J.M., Carvalho L.M., Manich A.M. Fabric design considering the optimization of seam slippage, *International Journal of Clothing Science and Technology*, 2005, Vol. 17 (3/4), pp: 225-231.