

IT'15
ŽABLJAK

XX

međunarodni naučno - stručni skup

**INFORMACIONE
TEHNOLOGIJE**

SADAŠNJOST I BUDUĆNOST

Urednik
Božo Krstajić

IT'15

**INFORMACIONE
TEHNOLOGIJE**

- SADAŠNJOST I BUDUĆNOST -

Urednik
Božo Krstajić

*Zbornik radova sa XX međunarodnog naučno - stručnog skupa
INFORMACIONE TEHNOLOGIJE - sadašnjost i budućnost
održanog na Žabljaku od 23. do 28. februara 2015. godine*

Zbornik radova
INFORMACIONE TEHNOLOGIJE - sadašnjost i budućnost 2015

Glavni urednik
Prof.dr Božo Krstajić

Izdavač
Univerzitet Crne Gore
Elektrotehnički fakultet
Džordža Vašingtona bb., Podgorica
www.etf.ucg.ac.me

Tehnička obrada
Aleksandra Radulović
Centar Informatičnog Sistema
Univerziteta Crne Gore

Tiraž
150

Podgorica 2015.

Sva prava zadržava izdavač i autori

Organizator

Elektrotehnički fakultet, Univerzitet Crne Gore

Suorganizatori:

Elektrotehnički fakultet, Univerzitet u Beogradu

Elektrotehnički fakultet, Univerzitet u Banja Luci

Elektronski fakultet, Univerzitet u Nišu

Fakultet tehničkih nauka, Univerzitet u Novom Sadu

Skup su podržali:

Ministarstvo za informaciono društvo i telekomunikacije

Agencija za elektronske komunikacije i poštansku djelatnost

doMEn d.o.o.

Terna Crna Gora

Pošta Crne Gore

Programski odbor

Dr Novak Jauković, Elektrotehnički fakultet, Podgorica, MNE
Dr Ljubiša Stanković, Elektrotehnički fakultet, Podgorica, MNE
Dr Zdravko Uskoković, Elektrotehnički fakultet, Podgorica, MNE
Dr Vujica Lazović, Ekonomski fakultet, Podgorica, MNE
Dr Branko Kovačević, Elektrotehnički fakultet, Beograd, SRB
Dr Milorad Božić, Elektrotehnički fakultet, Banja Luka, BIH
Dr Miroslav Bojović, Elektrotehnički fakultet, Beograd, SRB
Dr Zoran Jovanović, Elektrotehnički fakultet, Beograd, SRB
Dr Milica Pejanović-Đurišić, Elektrotehnički fakultet, Podgorica, MNE
Dr Despina Anastasiadou, Research & Development Innovation Academy, Solun, GRC
Dr Dejan Popović, Elektrotehnički fakultet, Beograd, SRB
Dr Gabriel Neagu, National Institute for Research & Development in Informatics, Bucharest, ROU
Dr Božo Krstajić, Elektrotehnički fakultet, Podgorica, MNE
Dr Tomo Popović, Texas A&M Univerzitet, College Station, TX, USA
Dr Milovan Radulović, Elektrotehnički fakultet, Podgorica, MNE
Dr Le Xie, Texas A&M University, College Station, TX, USA
Dr Sašo Gelev, Elektrotehnički fakultet, Radoviš, MKD
Dr Budimir Lutovac, Elektrotehnički fakultet, Podgorica, MNE
Dr Igor Radusinović, Elektrotehnički fakultet, Podgorica, MNE
Dr Alex Sprintson, Texas A&M University, College Station, TX, USA
Dr Igor Đurović, Elektrotehnički fakultet, Podgorica, MNE
Dr Miloš Daković, Elektrotehnički fakultet, Podgorica, MNE
Dr Milutin Radonjić, Elektrotehnički fakultet, Podgorica, MNE
Dr Ana Jovanović, Elektrotehnički fakultet, Podgorica, MNE
Dr Vesna Rubežić, Elektrotehnički fakultet, Podgorica, MNE
Dr Ramo Šendelj, Fakultet za Informacione Tehnologije, Podgorica, MNE
Dr Stevan Šćepanović, Prirodno-matematički fakultet, Podgorica, MNE

Organizacioni odbor

Dr Novak Jauković, Elektrotehnički fakultet, Podgorica
Dr Božo Krstajić, Elektrotehnički fakultet, Podgorica / CIS UCG
Dr Milovan Radulović, Elektrotehnički fakultet, Podgorica
Dr Zoran Veljović, Elektrotehnički fakultet, Podgorica
Dr Ana Jovanović, Elektrotehnički fakultet, Podgorica
Dr Saša Mujović, Elektrotehnički fakultet, Podgorica
MSc Žarko Zečević, Elektrotehnički fakultet, Podgorica
Vladan Tabaš, dipl.ing., Čikom, Podgorica

Sekretarijat

Aleksandra Radulović, CIS Univerzitet Crne Gore

SADRŽAJ

Dejan Popović, Lana Popović Maneski (<i>Rad po pozivu</i>) ROBOTIKA U REHABILITACIJI: EGZOSKELETI I PROTEZE ZA GORNJE EKSTREMITETE ROBOTICS FOR REHABILITATION: EXOSKELETONS AND PROSTHESES FOR UPPER LIMBS... 1	
Tomo Popović NAPREDNE TEHNIKE U PYTHON-U: DEKORATORI ADVANCED PYTHON TECHNIQUES: DECORATORS	7
Žarko Zečević, Zdravko Uskoković, Božo Krstajić NOVI ALGORITAM ZA ESTIMACIJU FAZORA U ELEKTROENERGETSKIM SISTEMIMA A NEW ALGORITHM FOR PHASOR ESTIMATION OF POWER SYSTEMS.....	11
Vladana Mrdak, Božo Krstajić PRIMJER IMPLEMENTACIJE RJEŠENJA ZA BACKUP I RESTORE PODATAKA AN IMPLEMENTATION EXAMPLE OF BACKUP AND RESTORE SOLUTION	15
Marija Blagojević, Maja Božović, Zoran Jevremović, Miloš Papić ANALIZA OBRAZACA PONAŠANJA KORISNIKA RAZLIČITIH STILOVA UČENJA U OKVIRU KOLABORATIVNIH MODULA ANALYSIS OF USERS' BEHAVIOUR PATTERNS OF STUDENTS WITH DIFFERENT LEARNING STYLES WITHIN THE COLLABORATION MODULES	19
Bogdan Mirković PRIKAZIVANJE ONTOLOGIJA U MIKS-METODSKIM ISTRAŽIVANJIMA MEĐUORGANIZACIONIH INFORMACIONIH SISTEMA PRESENTING ONTOLOGY IN MIXED METHOD RESEARCH OF INTERORGANIZATIONAL INFORMATION SYSTEMS.....	23
Bogdan Mirković INTEGRACIJA METODOLOGIJA U RAZVOJU SOFTVERA ZA PODRŠKU INFORMACIONOM SISTEMU INTEGRATION OF METHODOLOGY IN SOFTWARE DEVELOPMENT FOR SUPPORTING INFORMATION SYSTEM.....	27
Jelena Šoškić, Budimir Lutovac IMPLEMENTACIJA PROGRAMSKOG PAKETA WIPL-D ZA PRORAČUN PRILAGOĐENJA SA JEDNIM REAKTIVNIM ELEMENTOM IMPLEMENTATION OF THE WIPL-D PROGRAM PACKAGE FOR SINGLE STUB MATCHING....	31
Luka Lazović, Ana Jovanović, Vesna Rubežić IMPLEMENTACIJA TEORIJE HAOSA U OPTIMIZACIJI LMS ALGORITMA PRIMJENJENOG NA LINEARNIM ANTENSKIM NIZOVIMA IMPLEMENTATION OF CHAOTIC BASED OPTIMIZATION OF LMS ALGORITHM APPLIED ON LINEAR ANTENNA ARRAYS.....	35
Sanja Bauk, Radoje Džankić O IZAZOVIMA PRIMJENE RFID TEHNOLOGIJE U LANCIMA SNABDIJEVANJA UPON CHALLENGES OF RFID TECHNOLOGY IMPLEMENTATION IN SUPPLY CHAINS	39

Novica Daković, Milovan Radulović FLATNESS I LQR UPRAVLJANJE FURUTA KLATNOM FLATNESS AND LQR CONTROL OF FURUTA PENDULUM	43
Tomislav B. Šekara, Milovan Radulović NOVA METODA ZA OPTIMIZACIJU PID REGULATORA ZASNOVANA NA PRINCIPU NESIMETRIČNOG OPTIMUMA A NOVEL METHOD FOR OPTIMIZATION OF PID REGULATORS BASED NON-SYMMETRICAL OPTIMUM METHOD	47
Vasilija Šarac PRIMENA SIMULINKA U SIMULACIJI ELEKTRIČNIH MAŠINA APPLICATION OF SIMULINK IN SIMULATION OF ELECTRICAL MACHINES	52
Vasilija Šarac IMPLEMENTACIJA SCADA SISTEMA U HIDORELEKTRANI “KOZJAK” IMPLEMENTATION OF SCADA SYSTEM IN HPP “KOZJAK”	56
Aleksandar Ristić, Dalibor Damjanović KRITIČKA ANALIZA UPOTREBE MEDIJA U OBRAZOVANJU NA UNIVERZITETU OREGON SA OSVRTOM NA MOGUĆU PRIMJENU PRIMJERA DOBRE PRAKSE NA UNIVERZITETIMA U REPUBLICI SRPSKOJ CRITICAL ANALYSIS OF THE USE OF MEDIA IN EDUCATION AT THE UNIVERSITY OF OREGON, WITH A REVIEW OF POSSIBLE IMPLEMENTATION OF GOOD PRACTICE AT UNIVERSITIES IN REPUBLIC OF SRPSKA	60
Edin Salković DIGITALIZACIJA PEDOLOŠKIH PODATAKA CRNE GORE DIGITAZING THE PEDOLOGIC DATA OF MONTENEGRO	64
Aleksandar Dedić JEDAN METOD MJERENJA NAPONA I STRUJE BAZIRAN NA MIKROKONTROLERU A MICROCONTROLLER BASED VOLTAGE AND CURRENT MEASUREMENT METHOD	68
Duško Parezanović, Dragan Vidaković KAKO SE POTPISUJE PORUKA HOW TO SIGN THE MESSAGE	72
Radiša Stefanović, Aleksa Srdanov NESPECIFICIRANI USLOVI U IMPLEMENTACIJI ALGORITAMA PRI REŠAVANJU LOGIČKIH ZADATAKA UNSPECIFIED CONDITIONS IN THE IMPLEMENTATION OF ALGORITHMS IN SOLVING LOGICAL PROBLEMS	76
Matija Ratković, Slavica Tomović, Nikola Žarić, Milutin Radonjić, Igor Radusinović EMULACIJA SDN MREŽA SOFVERSКИM ALATOM MININET SDN NETWORK EMULATION WITH MININET SOFTWARE TOOL	80
Slavica Tomović, Milutin Radonjić, Milica Pejanović-Đurišić, Igor Radusinović SOFVERSКИ DEFINISANE BEŽIČNE SENZORSKE MREŽE SOFTWARE DEFINED WIRELESS SENSOR NETWORKS	84

Jelena Šuh, Branislav Sisojević INFORMACIONO-KOMUNIKACIONI ALATI ZA UPRAVLJANJE IP/MPLS MREŽOM INFORMATION-COMMUNICATION TOOLS FOR IP/MPLS NETWORK MANAGEMENT	88
Blažo Popović, Ranko Vojinović ANALIZA WIFI MREŽA U URBANOM DIJELU PRIJESTONICE ANALYSIS OF WIFI NETWORKS IN URBAN PART OF OLD ROYAL CAPITAL	92
Veselin N. Ivanović, Nevena Radović, Srdjan Jovanovski, Zdravko Uskoković UNAPRIJEDJENA PROCEDURA ZA ESTIMACIJU LOKALNE FREKVENCije VISOKO NESTACIONARNIH DVO-DIMENZIONALNIH FM SIGNALA AN IMPROVED PROCEDURE FOR THE LOCAL FREQUENCY ESTIMATION OF HIGHLY NONSTATIONARY TWO-DIMENSIONAL FM SIGNALS.....	96
Mirza Mulešković NIVO RAZVIJENOSTI IKT U CRNOJ GORI I E-SERVISA ZA PREDUZEĆA LEVEL OF DEVELOPMENT OF ICT IN MONTENEGRO AND E-SERVICES FOR COMPANIES ..	100
Milan Marić, Duško Pavićević, Maja Medenica ONLINE UPARIVANJE VISOKOG OBRAZOVANJA I TRŽIŠTA RADA U CRNOJ GORI ONLINE MATCHING HIGHER EDUCATION AND LABOUR MARKET IN MONTENEGRO.....	104
Aleksandar Milenković, Dragan Janković PRIMENA MEDICINSKIH INFORMACIONIH SISTEMA U REPUBLICI SRBIJI – TRENUTNO STANJE I MOGUĆA UNAPREĐENJA APPLICATION OF MEDICAL INFORMATION SYSTEMS IN THE REPUBLIC OF SERBIA – CURRENT STATUS AND POSSIBLE IMPROVEMENTS	108
Obradović Milovan PODRŠKA ICT PRAĆENJU I MERENJU ZADOVOLJSTVA KORISNIKA ZDRAVSTVENE ZAŠTITE ICT SUPPORT TO MONITORING AND HEALTHCARE USERS SATISFACTION MEASUREMENT	112
Jelena Končar, Sonja Leković PRIMENA B2C ELEKTRONSKOG PLAĆANJA U REPUBLICI SRBIJI IMPLEMENTATION OF B2C ELECTRONIC PAYMENT IN REPUBLIC OF SERBIA	116
Zoran Milivojević, Zoran Veličković, Bojan Princević INHARMONIČNOST KONTRA OKTAVE STEINWAY B KLAVIRA INHARMONICITY OF CONTRA OCTAVE OF THE PIANO STEINWAY B.....	120
Milesa Srećković, Magdalena Dragović, Aleksandar Čučaković, Biljana Đokić Milošević, Nada Ratković Kovačević DIZAJN, SIMULACIJA I MODELOVANJE U INŽENJERSTVU U OKVIRU IZABRANIH PROBLEMATIKA DESIGN, SIMULATION AND MODELING IN ENGINEERING WITHIN SELECTED PROBLEMS.....	124
Mirko Kosanović, Miloš Kosanović ENERGETSKI PROFIL POTROŠNJE ENERGIJE U SENZORSKOM ČVORU ENERGY PROFILE OF ENERGY CONSUMPTION IN SENSOR NODE	128

Nataša Savić, Zoran Milivojević, Vidoje Moračanin ANALIZA EFIKASNOSTI POLYA RACIONALNOG PARAMETARSKOG INTERPOLACIONOG JEZGARA KOD PROCENE FUNDAMENTALNE FREKVENCije ANALYSIS OF EFFICIENCY OF POLYA RATIONAL PARAMETRIC INTERPOLATION KERNEL IN THE ESTIMATION OF FUNDAMENTAL FREQUENCY	132
Zoran Veličković, Zoran Milivojević, Miloško Jevtović PRIMENA ITERATIVNOG ALGORITMA ZA POPRAVKU KVALITETA EKSTRAHOVANOG VODENOG ŽIGA IZ VIDEA STRIMOVANOG U BEŽIČNOM OKRUŽENJU APPLICATION OF ITERATIVE ALGORITHM FOR ENHANCEMENT OF EXTRACTED WATERMARK FROM THE VIDEO STREAMED IN A WIRELESS ENVIRONMENT	136
Martin Čalasan, Vladan Vujičić, Gojko Joksimović, Nikola Šoć, Chen Hao PREGLED MATEMATIČKIH MODELA MORSKIH STRUJA REVIEW OF MARINE CURRENT MATHEMATICAL MODELS	140
Risto Bojović, Ivana Milošević, Hristina Bojović ULOGA MODELA SPIRALNE DINAMIKE U RAZVOJU IT SISTEMA THE ROLE OF SPIRAL DYNAMICS MODEL IN IT SYSTEMS DEVELOPMENT	144
Maja Kukuševa Paneva, Biljana Čitkuševa Dimitrovska, Goce Stefanov PREGLED INTEGRISANE ŠEME PO ELIPTIČKOJ KIRIVULJI OVERVIEW OF ELLIPTIC CURVE INTEGRATED SCHEME.....	148
Ana Grbović, Bojan Đordan PCS7 VREMENSKA SINHRONIZACIJA U HE PERUĆICA PCS7 TIME SYNHRONIZATION IN HPP PERUĆICA	152
Tomče Velkov, Ace Panev, Roman Golubovski, Sašo Gelev, Vlatko Čingoski, Goce Stefanov, Maja Kukuseva Paneva SISTEM ZA KONTROLU AMBIJENTA U STAKLENIKU AMBIENT CONTROL SYSTEM IN GREENHOUSE.....	156
Slavica Kostadinova, Vlatko Čingoski, Roman Golubovski, Sašo Gelev POVEĆANJE ENERGETSKE EFIKASNOSTI VODOVODNIH SISTEMA POBOLJŠANJEM FAKTORA SNAGE PUMPNIH POSTROJENJA INCREASING ENERGY EFFICIENCY OF WATER SUPPLY SYSTEMS WITH PUMP SYSTEMS POWER FACTOR IMPROVEMENT.....	160
Goran Klepov, Vlatko Čingoski, Roman Golubovski, Sašo Gelev, Goce Stefanov NOVI METOD UPRAVLJANJA ASINHRONIH MOTORA SA INTERMITIRANIM REŽIMOM RADA U NAPAJANJU ARTISTIČKIH (MUZIČKIH) FONTANA A NEW CONTROL METHOD FOR INDUCTION MOTORS IN INTERMITTED WORKING REGIME FOR ARTISTIC (MUSIC-DRIVEN) FOUNTAINS	164
Goce Stefanov, Sašo Gelev, Vlatko Čingoski, Vasilija Šarac, Roman Golubovski ODREĐIVANJE IZLAZNIH KARAKTERISTIKA KVAZI-REZONANTNOG KONVERTORA POMOĆU KOMPJUTERSKIH SIMULACIJA DETERMINATION OF OUTPUT CHARACTERISTICS OF QUASI-RESONANT POWER CONVERTER WITH COMPUTER SIMULATION.....	168

Temelkovski Ordan, Sašo Gelev, Roman Golubovski, Vlatko Čingoski, Goce Stefanov PRIMENA FAZI LOGIKE U SISTEMU UPRAVLJANJA TOPLOTNIM PODSTANICAMA APPLICATION OF FUZZY LOGIC IN CONTROL SYSTEMS ARE HEAT SUBSTATIONS	172
Blažo Popović, Srđan Jovanovski PREGLED 6LOWPAN STANDARDA ZA POVEZIVANJE IOT OVERVIEW OF 6LOWPAN STANDARD FOR CONNECTING IOT	176
Mirko Jovović, Budimir Bukilić MOBILNI OPERATIVNI SISTEMI I BEZBJEDNOST. KAKO SE ZAŠTITITI? MOBILE OPERATING SYSTEMS AND SECURITY. HOW TO PROTECT YOURSELF?	180
Bogdan Krivokapić, Uglješa Urošević, Zoran Veljović, Milica Pejanović-Đurišić OPORTUNISTIČKI PRISTUP SPEKTRU U KOGNITIVNIM RADIO MREŽAMA OPPORTUNISTIC SPECTRUM ACCESS IN COGNITIVE RADIO NETWORKS	184
Branko Džakula DINAMIČKO TESTIRANJE I ANALIZA KLIJET-SERVER KOMUNIKACIJE U ANDROID APLIKACIJAMA DYNAMIC SECURITY TESTING AND ANALYSIS OF CLIENT-SERVER COMMUNICATION IN ANDROID APPLICATIONS	188
Stefan Vujović, Miloš Brajović, Slobodan Đukanović UPOTREBA WEB I MOBILNIH APLIKACIJA U AGRİKULTURI WEB AND MOBILE APPLICATIONS IN AGRICULTURE	192
Branko Džakula, Slobodan Đukanović REVERZNI INŽENJERING I METODE ZAŠTITE ANDROID APLIKACIJA REVERSE ENGINEERING AND ANDROID APPLICATION SECURITY	196
Bojan Domazetović, Enis Kočan POBOLJŠANJE ENERGETSKE EFIKASNOSTI BEŽIČNIH SENZORSKIH MREŽA KROZ KOOPERATIVNO PROSLJEĐIVANJE ENERGY EFFICIENCY IMPROVEMENT OF WIRELESS SENSOR NETWORKS THROUGH COOPERATIVE RELAYING	200
Stevan Šandi, Tomo Popović, Božo Krstajić IMPLEMENTACIJA IEEE C37.118 KOMUNIKACIONOG PROTOKOLA U PYTHON-U PYTHON IMPLEMENTATION OF IEEE C37.118 COMMUNICATION PROTOCOL	204
Miloš Brajović, Ljubiša Stanković, Miloš Daković REKONSTRUKCIJA NESTACIONARNIH SIGNALA SA NEDOSTAJUĆIM ODBIRCIMA PRIMJENOM S-METODA I GRADIJENTNOG ALGORITMA ZA REKONSTRUKCIJU RECONSTRUCTION OF NON-STATIONARY SIGNALS WITH MISSING SAMPLES USING S-METHOD AND A GRADIENT BASED RECONSTRUCTION ALGORITHM	208
Igor Ognjanović, Ramo Šendelj, Ivana Ognjanović PISMENOST U OBLASTI SAJBER BEZBJEDNOSTI U CRNOJ GORI CYBER SECURITY AWARENESS IN MONTENEGRO	212

Jelena Ljucović, Ivana Ognjanović, Ramo Šendelj ANALIZA OBRAZOVNOG SISTEMA U OBLASTI SAJBER BEZBJEDNOSTI U CRNOJ GORI ANALYSES OF CYBER SECURITY EDUCATIONAL SYSTEM IN MONTENEGRO	216
Tripo Matijević, Snežana Šćepanović, Marija Radojičić, Ivan Obradović, Saša Tatar RAZVOJ OKRUŽENJA ZA SPAJANJE AKADEMSKOG I PREDUZETNIČKOG ZNANJA PRIMJENOM OTVORENIH OBRAZOVNIH RESURSA CREATING ENVIROMENT FOR BLENDING ACADEMIC AND ENTREPRENEURIAL KNOWLEDGE USING OPEN EDUCATIONAL RESOURCES.....	220
Dejan Tomović, Ramo Šendelj, Ivana Ognjanović DOS I DDOS NAPADI I NJIHOVE KONTRAMJERE DOS AND DDOS ATTACKS AND THEIR COUNTERMEASURES	224
Aleksandar Rašović KORPORATIVNO UPRAVLJANJE INFORMATIKOM ICT GOVERNANCE.....	228
Biljana Stamatović, Armin Alibašić IZBOR I PRIKAZIVANJE PODATAKA IZ XML BAZA PODATAKA SELECTING AND REPORTING DATA FROM XML DATABASE	232

POVEĆANJE ENERGETSKE EFIKASNOSTI VODOVODNIH SISTEMA POBOLJŠANJEM FAKTORA SNAGE PUMPNIH POSTROJENJA INCREASING ENERGY EFFICIENCY OF WATER SUPPLY SYSTEMS WITH PUMP SYSTEMS POWER FACTOR IMPROVEMENT

Slavica Kostadinova, Vlatko Cingoski, Roman Golubovski and Saso Gelev, *Faculty of Electrical Engineering, "Goce Delcev" University - Štip, Republic of Macedonia*

Sadržaj: *Gde god se koristi električna energija postoje mogućnosti za povećanje efikasnosti njenog korišćenja. U većini slučajeva, primenjene mere energetske efikasnosti otplaćuju se kroz niže račune (troškova). Vodovodni sistemi su veliki potrošači električne energije. Investicije u povećanje energetske efikasnosti ovih sistema ne samo da ima ekonomsku dimenziju, već takođe ima i pozitivan efekat na okolinu jer sa smanjenom potrošnjom fosilnih goriva smanjuje se i emisija štetnih gasova. Ovaj rad predlaže suvremeni način povećanje energetske efikasnosti vodovodnih sistema sa poboljšanjem faktora snage pumpnih postrojenja i analizu njegove dobrobit.*

Abstract: *Wherever the energy is used, there are the opportunities for increasing its effectiveness. In most cases, the energy efficiency solutions are repaid through the lower energy bills (expenses). There is large electrical energy consumption in the water supply systems. Investments in the increasing of their energy efficiency will not only have an economic dimension, but also they could have large positive effect on environment because along with reduced consumption of fossil fuels, there will be reduction of the greenhouse gases. This paper proposes one modern method for increasing energy efficiency of water supply pump stations and an analysis of the potential benefits of this method.*

1. INTRODUCTION

Water supply systems are large energy consumers. These systems consume electric power at each of the stages of the water production and supply chain: starting from pumping the water to the water treatment plant, along the water treatment process and during distribution of the water via the water supply network. Energy is lost due to various reasons: inefficient pump stations, poor system design, installation and/or maintenance, old pipes with high network losses, bottlenecks in the supply network as well as inefficient operation strategies of the various supply facilities [1].

The major portion of the total energy spendings of the water supply systems are the cost for electricity in the process of the water pumping. Changes of the operation mode and manner of pumping can be quite effective. Some methods that could reduce electricity consumption in the process of pumping the water have already been investigated, such as, optimization of the pumps operation mode depending on the needs and the peak and off-peak electricity prices, starting of the motors in the right sequence for adequate propulsion of the motor pumps and/or reduction of the maximum power, reactive power management by applying appropriate capacitor banks [1], etc.

This paper deals with the method for increasing the energy efficiency of a typical water supply system by improvements of the reactive power management of the existing power supply system. Special attention is paid to the

analysis of the expected economic advantages which the proposed method could bring to the water supply company.

2. ANALYSIS OF THE EXISTING WATER SUPPLY SYSTEM

The high amount of the electricity bills, large number of dissatisfied consumers and poor quality of the water supply services, put the water supply company PC "Plavaja" from Radovish, into a inevitable position to look for immediate, quick and proven technical and especially economical proposals for overcoming the above mentioned drawbacks and improving the energy efficiency of its operations.

To select suitable methods for increasing the energy efficiency in this particular water supply system, analysis and research of the existing operations and costs initially had to be done. The existing energy supply concept was investigated and the so-called reference annual electricity consumption was determined. Analysis of the type, suitability and age of the major water supply equipment and its advantages and disadvantages was also done.

Based on these information, several methods for optimization of the operations, including savings and benefits were analysed and officially proposed to the company's management, giving them an opportunity to decide which of them are technically and economically affordable.

The investigated water supply system operates through mixed gravitational/pumping mode, where gravitational

system is used from three existing water catchments: “Ambari”, “Stara kaptaza” and “Filter stanica”, on one side, and water pumping system from the two pumping systems: “Industrija” and “Raklish”, on the other side. Both pumping systems are connected with drawn pool which is filled with water from ten existing water wells [2].

It was proven that the water consumption is a time-variable with the amounts that significantly varies annually, monthly, daily and even hourly. These variations are generally implied from climate condition changes, the work of the major industrial plants, the number of inhabitants, the standard of the population, etc. According to the analyzed data, larger water consumption occurs during the summer period compared to the winter period. The average daily consumption during winter was 89 l/s, while in the summer the water consumption goes as high as 122 l/s [2]. The difference indicates a possibility of introducing two separate operational modes for the water supply system, the summer operational mode and the winter operational mode. This was the firstly suggested activity among the others for increasing the energy efficiency of the whole water supply system [2].

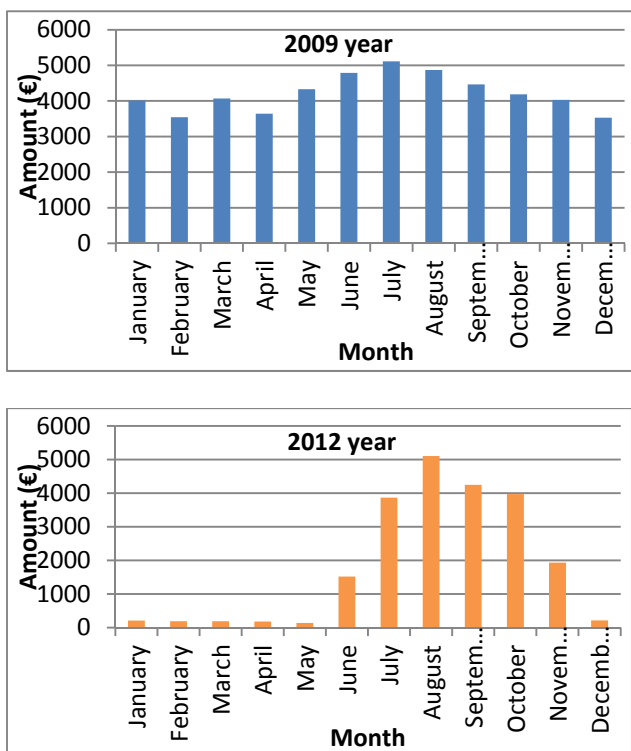


Fig. 1: Electricity cost for consumed power paid for 2009 and 2012 year.

Based on the collected data from the electricity bills, as well as the amount of the consumed power per month, a significant decrease of the cost has been achieved. Figure 1 shows the comparison between monthly electricity bills paid before and after the implementation of these two seasonal operation modes for the water supply system, i.e. in 2009 and in 2012. One can notice significant drop in the total electricity consumption and electricity bills, especially in the winter period, where the needed water amount could be provided only by means of gravitational method, therefore,

the needs for water pumping was significantly reduced. In total, for the whole year the achieved cost reduction was about 67.5%. The reduced energy consumption was primarily due to the disconnection (*turning off*) of the pump stations during the winter period as obsolete and improvements in the operational mode of the whole company by implementing zoning water supply system.

Although the implementation of these changes provided a significant reduction in the electricity costs, due to some additional and mainly technical disadvantages in the existing electrical system supply, the company still have continued to pay relatively high costs, especially for excessive utilization of the reactive power taken from the electric power supply grid. The crucial approach to solve this was to improve the power factor of the pumping systems, i.e. to decrease the amount of reactive power taken from the grid and replace it with locally generated one. This task required proper reactive power compensation, i.e. installation of adequately designed and properly installed reactive power compensation [3].

3. REACTIVE POWER COMPENSATION

In the most cases the electrical devices, despite taking the active power from the electric power grid, they are also take the reactive power as well. If this reactive power is not produced locally at the place where it is spent, in order for the device to operate normally, needed reactive power must be taken from the supplying electric power grid. This implies additional money payments i.e. additional operational costs. There are multiple ways to generate reactive power, but for this kind of local usage, appropriately dimensioned capacitor banks are commonly used [4]. From technical viewpoint, if the requested reactive power is less than 15% of the total installed capacity of the supply transformer, a fixed value of compensation is more suitable. Above the 15% level, it is advisable to install an automatically-controlled bank of capacitors. As can be seen later in the paper, our system is on the edge having about 16% of the installed transformer’s capacity, therefore, the major decision point was financial one – the cheaper solution was preferred, therefore a capacitor banks with fixed compensation value were selected.

Figure 2 shows power comparison scheme for an electric motor that uses reactive power from the electric power network and an electric motor that uses reactive power generated from a local capacitor banks. It is obviously what kind of benefits for energy efficiency improvements could provides local reactive power compensation. Observing Figure 2-a leads to a conclusion that an inductive load having a low power factor (*the electric motor*) requires generators and transmission/distribution substations to provide needed reactive power. If a bank of capacitors is added next to the load (Figure 2-b), there will be no reactive power flow from the electricity grid towards the load (*the electric motor*) [3].

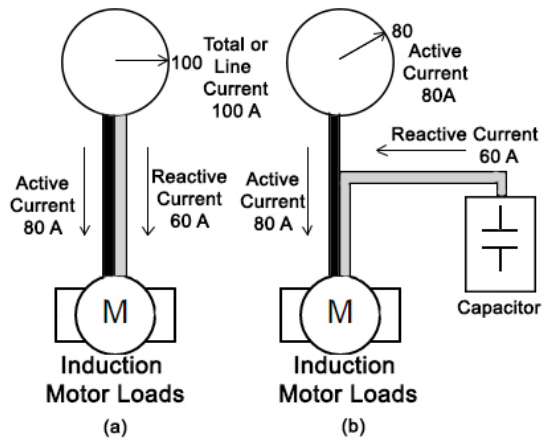


Fig. 2: Power supply of electric motor without (a), and with (b) local reactive power compensation.

The investigated water supply system uses two types of electric AC motors which use reactive power directly from the electric power grid. Accordingly, with the application of adequate reactive power compensation generated locally by installed capacitor banks, additional increase of the energy efficiency of the whole system could be expected. In such case, the installed capacitor banks, could provide only a part of the requested reactive power, leading to a reasonable increased value of the power factor at least to a level of 0.96. This is because only a power systems that have power factor less than 0.95 are required to pay additional cost for taking the excessive reactive power from the electric power grid.

4. DESIGN AND CALCULATION OF THE REACTIVE POWER COMPENSATOR BANKS

Calculation of the required reactive energy for compensation and selection of the compensation type are two most important steps to achieve optimal cost-benefit of the proposed activity. The existing pumping systems consists of two pumping stations with three electric motors with installed capacity of 45 [kW], and two electric motors with installed capacity of 22 [kW] (Figure 3). Both pumping stations are located next to each other and adjoint to the supplying transformer substation. Respectively, the best solution for installation of capacitor banks, was that they should be located within the transformer substation and that they should operate in parallel with both existing pumping stations.

At full power, the total load amounts $3 \cdot 45 \text{ kW} + 2 \cdot 22 \text{ kW} = 179 \text{ [kW]}$. Table 1 shows the power factors, $\cos\phi$ at rated load for each electric motor which is used in the analysed pumping system. The existing power factors for both motors from 0.89 and 0.88, should be improved and increased at least to the minimal accepted value of 0.96 by locally generated reactive power. The amount of added reactive power should be calculated using well-known formula:

$$Q_c = Q_1 - Q_2 = P \cdot (\tan\phi_1 - \tan\phi_2) \text{ [VAr]}$$

where Q_1 , and Q_2 , are the values of the reactive power needed to achieve existing, undesired low power factors and new improved and desired power factors. The values of the angles between the voltage and the current before and after the correction (*improvement*) of the power factor $\cos\phi$ for the both pumping stations for calculating the amount of the reactive power that needs to be generated from the capacitor bank (Q_c), are given in Table 1, respectively.

Table 1: Power factors and angles between the voltages and the currents.

Power factor ($\cos\phi$)		Angle between voltage and current (ϕ)
electric motor I	0.89	27°
electric motor II	0.88	28°
after correction	0.96	16°

Thus, the calculated amount of reactive power that should be additionally provided by the capacitor banks is 4.9 [VAr], and 12.9 [VAr] for electric motor I and for electric motor II, respectively. Therefore, full reactive power compensation for the whole electricity supply system (*both pumping stations and all five motors*) to the desired value of $\cos\phi=0.96$, a total amount of 40.5 [kVAr] reactive power is required.

Because of the power supply stability and continuous load factor, as well as the short distance between the pumping stations and the the supply transformer substation (*less than 10 meters*), the central compensation system is proposed. The capacitor banks should be installed at the same busbar as the pumping stations next to the power transformer, to provide enough reactive power for the whole installation. Using this layout, one could eliminate tariff penalties for excessive consumption of reactive power from the grid on one side, and on the other, the supply transformer will be further relieved from unnecessary load, increase its efficiency and prolong its operational life [3]. The main disadvantage of central compensation mode is the fact that the reactive current generated by the capacitor banks still would flow in the supply cables towards the pumping stations, generating additional power losses. However, due to the very short distance between the power transformer and the pumping stations, increase of the power losses should be insignificant.

As mentioned in the introduction of this paper, the total amount of reactive power for full reactive power compensation in this particular case amounts at 16%, because the total installed capacity of the power transformer is 250 kVA. Having into consideration the investment cost and the expected benefits, we expect that for this particular system, fixed compensation system should be more appropriate because of small performance requirements and low control complexity. The use of automatically-controlled capacitor banks is not necessary and would be too costly for this system [3].

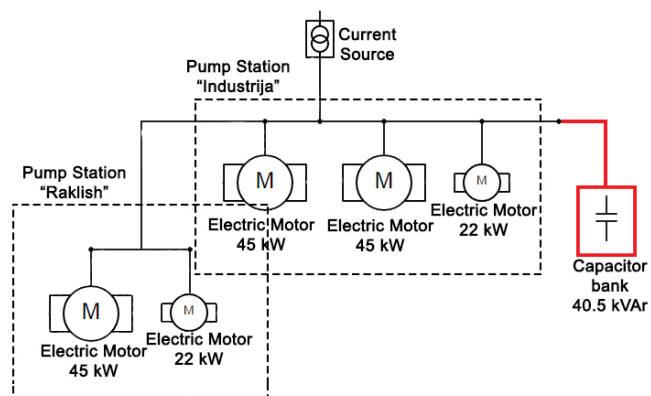


Fig. 3: PC "Plavaja" pump stations with central fixed reactive power compensation system.

Figure 4 shows the correlation between the price for reactive power compensation equipment for each [kVAr] installed, provided from large amount of producers of such type of equipment [5]. According to this data, one could estimate the necessary cost for installation of capacity banks with exactly known amount of reactive power.

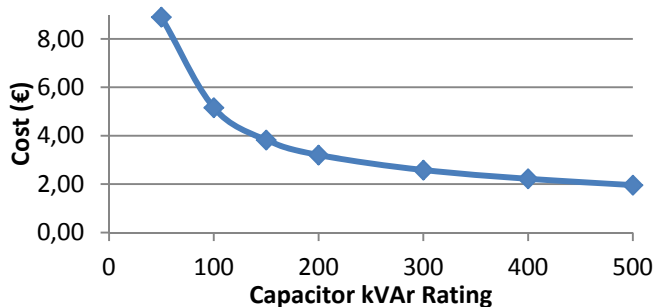


Fig. 4: Average cost per [kVAr] for compensation equipment from different manufacturers [5]

According to Figure 4, for the required reactive power of 40,5 [kVAr], the cost of the needed equipment for the installed reactive power of about 50 [kVAr] should be considered, which means that the unit price of 8.89 € per [kVAr] reactive power should be used.

5. COST-EFFECTIVENESS OF THE PROPOSED METHOD

Optimized management of reactive power brings economic and technical advantages. The impact of this method on the quality of the electricity (*flickers, harmonics, etc.*), and possible negative repercussions back into the electricity grid have to be further investigated, however only in case of acceptance of the proposed method by the company's management.

As for the economic benefits, the total financial resources spent for the reactive power for the period between 2008 and 2013, as presented in Figure 5, were estimates at 1,559€, i.e. an average of 259.83€ per year, while the total investment for purchase of the proposed compensation equipment and the

realization of this improvement method is estimated at 326.5€.

These numbers are only one indicator of the significant profitability of this investment, which according to the data given above, the full investment in the capacitor banks would be paid off for approximately 1 year and 3 months. If a comparative analysis of the cost paid for the reactive power is made in terms of total electricity cost paid per year, one can noted that only with the implementation of the proposed measure the enterprise would save at least 1.7% from the existing electricity bills.

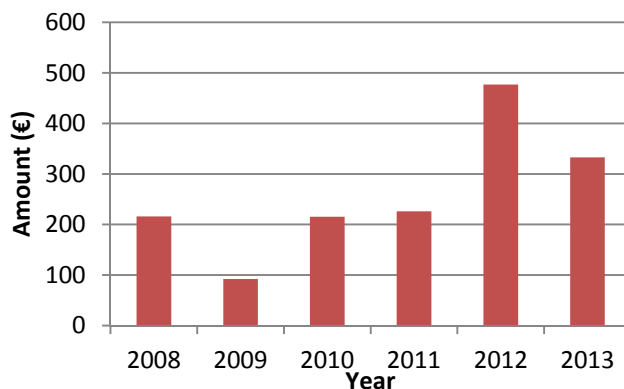


Fig. 5: Cost paid for taken reactive power from power grid for the period between 2008 and 2013 year.

6. CONCLUSION

In this paper the economic benefit of the power factor compensation method is given. The proposed method that allows elimination of the excessive reactive power from the electric grid taken by pumping motors is given. For reactive power compensation utilizing capacitor banks is proposed enabling additional cost reduction that the company pays for electricity. Additional advantage of the proposed measure is the fact that it has very low investment costs for its implementation and realization, and provides energy efficiency improvements and energy savings with very short-term payback.

REFERENCES

- [1] M. Feldman, *Aspects of Energy Efficiency in Water Supply*, Proceedings of the 5th IWA Water Loss Reduction Specialist Conference 26-30 April Cape Town South Africa pp. 85-89, 2009
- [2] ЈП "Плаваја, *Снабдување со вода за пиење и одведување на урбани и отпадни води во Општина Радовиш 2010 година*, Април, 2011
- [3] Schneider Electric, *Reactive Energy Management – Low Voltage components*, Catalogue 2013
- [4] ABB, *Power factor correction and harmonic filtering in electrical plants*, Tchnkical Application Papers No. 8, December, 2010
- [5] NEPSI, *The Fallacy of Cost per kVAr*, Northeast Power Systems, 2012.

CIP - Каталогизација у публикацији
Национална библиотека Црне Горе, Цетиње

ISBN 978-86-85775-16-1
COBISS.CG-ID 27237136

ISBN 978-86-85775-16-1



9 788685 775161 >